

## Replace LED Strips Panorama Series Models



40,50,60,72,88" Deep & Slim Models

*Amantii*

## Replace LED Strips Panorama Series Models



Take off the front clear glass



Unscrew and take off the bracket. Turn over the bracket and hook the glass off. Please be careful hold the glass and put aside and keep in a safe place.



# Replace LED Strips Panorama Series Models



Take off the LH and RH bracket



Unscrew two screws and take off bracket both side.

## Replace LED Strips Panorama Series Models






Take off the bottom glass



## Replace LED Strips Panorama Series Models




Remove the mirror glass through the hole as show in the picture.



**NOTE:** Use both hands or two people (recommended)  
Push upwards on the panel, the mirror glass  
will dislodge.



## Replace LED Strips Panorama Series Models



All of the LED Strips are now visible.