

SYMMETRY SERIES CATALOG

ELECTRIC FIREPLACES

Amantii

The SYMMETRY SERIES electric fireplace offers a sleek and modern design, providing efficient and customizable heating while creating a visually pleasing focal point for any room.



SYMMETRY XTRASLIM SMART

42" • 50" • 60"

The Symmetry Xtra Slim Smart electric fireplace offers the perfect blend of style and functionality to any room it's placed in. Defined by its slender depth proportions and streamlined integration into any contemporary domain, the Symmetry Xtra Slim Smart is a both a familiar emblem of welcome and conversation.

A elegant flame display dances across the back of the fireplace, creating movement that is sure to catch your eye. The heat settings can be adjusted with a simple push of a button. During the warmer months, you can set the flames to display without heat – making it perfect to use all year long.

KEY FEATURES

- 5 Year Warranty
- Fire & Sound – Two (2) quality audio speakers deliver a fire crackling sound. The audio is an ON/OFF feature that can be controlled through the WiFi app
- WiFi compatible to connect and control the fireplace from your smartphone with the use of our app. Available on the Google Play Store and the Apple App Store
- Programmable timer & thermostat allows you to decide the temperature of the room. Set the fireplace to turn on before you arrive home or have it automatically turn on when the weather is cold.
- Smart Room Temperature Control - 59°F - 82°F or 15°C - 28°
- 1465W – 5000 BTU, heats up to 500 Sq. Ft.
- 50000 hours lifetime LED light sourc
- Designed with front flow heating and hidden vent-ing so that the unit can be recessed or semi flush mounted
- A clear reduced trim kit allows for a large viewing area with true lifelike flames that can not be rived
- Adjustable flame brightness and speed that can be turned on separately.
- Adjustable ember bed colors that allow for the possibility of auto mixing thousand of colors
- Most quiet and reliable components in the industry
- Patented thermostatic remote comes included
- Masonary finish to trim option

IDEAL APPLICATIONS:

- Apartments
- Condos
- Townhouses
- Older homes

TECHNICAL SPECIFICATIONS

Volts	120V
Amps	12.5 A
Watts	1465 Watts
Heater On	1465 Watts high, 732 Watts low
Heater Off	33 Watts Max
Rotor Motor	1 at 2.9 Watts
BTU	5000




2 YEAR WARRANTY

INCLUDED ACCESSORIES



DESIGN-MEDIA-OAK-14PCE-XS



Manufacturer guidelines regarding outdoor installation must be followed. Please refer to the owner's manual for additional information.

SYMMETRY LUMINA

34" • 42" • 50" • 60" • 74" • 88" • 100"

The Symmetry Lumina Electric Fireplace – where innovation meets ambiance and convenience in one stunning package. Elevate your home's atmosphere with the mesmerizing dance of vibrant flames, now available in three captivating colors. This cutting-edge electric fireplace is designed to not only be a stunning focal point but also a versatile source of warmth and comfort.

Immerse yourself in the beauty of vibrant flames, personalized comfort, and whisper-quiet warmth. This innovative fireplace is the epitome of style and functionality, providing the perfect solution for any season or setting. Elevate your home, embrace the warmth, and enjoy the quiet comfort you deserve.

KEY FEATURES

- Patented Thermostatic Remote Control
- Clear Reduced Trim Kit
- Masonry Finish to Trim Option
- 1500W 4095 BTU, heat up 400 sq ft room
- 50000 Hours Lifetime LED Light Source
- Smart Room Temperature Control 59°F–82°F or 15°C–28°C
- Improved Flame Effect
- Adjustable Flame Brightness
- Adjustable Flame Speed
- Adjustable Ember Bed Colors with possibility to auto mix thousands of colors
- Timer: Regular Timer (1–8 hours) and 7-Day Pre-Set Timer
- Flame and Ember Bed Glow can be on separately
- Whisper quiet heater/fan – “the most quiet fireplace in industry”
- Improved 11 Color Downlight
- Designed with front flow heating with hidden venting so that the unit can be recessed or semi flush mounted
- Slim frame that features a large viewing area with true life like LED flames that cannot be rivaled
- Programmable timer for automatic turn on or off at any set time. Set the fireplace to turn on before you arrive home or have it auto-matically turn on when the weather is cold.
- Thermostatic remote comes included
- Two unique flame styles – standard or more traditional
- The most reliable components in industry

IDEAL APPLICATIONS:

- Residential spaces
- Commercial spaces
- Restaurants
- New construction or renovations
- Outdoor use; refer to installation manual

TECHNICAL SPECIFICATIONS

Volts	120V
Amps	13
Watts	1465 Watts
Heater On	1465 Watts high, 732 Watts low
Heater Off	60 Watts Max
Rotor Motor	1 at 2.9 Watts
BTU	5000

Hidden venting and no grills. The heater is located at the top of the unit allowing heat to cascade down in front of the glass.



**2 YEAR WARRANTY
OUTDOOR APPROVED**



ORANGE FLAME




YELLOW FLAME



RED FLAME

INCLUDED ACCESSORIES

Models come with a choice of a Design Media kit - Ice Media, 12PCE Oak MD, or Ember, Clear, Suntea and Harvest Moon Fireglass



ICE-MEDIA-FI-109-DIAMOND




DESIGN-MEDIA-OAK-12PCE-MD



EMBER, CLEAR, SUNTEA, AND HARVEST MOON

YOUR CHOICE:

Symmetry 50" Lumina with MD OAK Media Electric Fireplace



SYMMETRY XT LUMINA

34" • 42" • 50" • 60" • 74" • 88" • 100"

Elevate your living space with the Symmetry XT Lumina Electric Fireplace, a harmonious blend of aesthetics and functionality. Watch as the captivating flames infuse your home with charm, all while enjoying customizable comfort and the quiet warmth you've always desired. Transform your space into a sanctuary of modern elegance with the Symmetry XT Lumina Electric Fireplace. The 74", 88" and 100" Symmetry XT Lumina Electric Fireplaces come with the flexibility to be connected to a 240-volt power source, enhancing the heating capabilities to 240V, offering an impressive 3000 watts and 10,230 volts of power.

KEY FEATURES

- Glass viewing area is 18" tall with no unsightly venting visible
- WiFi compatible to connect and control the fireplace from your smartphone with the use of our app. Available on the Google play store and the Apple App Store.
- Programmable timer & thermostat allows you to decide the temperature of the room. Set the fireplace to turn on before you arrive home or have it automatically turn on when the weather is cold.
- Smart Room Temperature Control - 59°F - 82°F or 15°C - 28°C
- Patented thermostatic remote comes included
- Masonry finish to trim option
- Most quiet and reliable components in the industry
- 1465W 5000 BTU, heats up to 500 Sq. Ft. May also be wired to 240 volts to increase the BTU output to 10,230, heats up to 900 Sq. Ft.
- 50000 hours lifetime LED light source
- Approved for Outdoor Installations*
- Designed with front flow heating and hidden venting so that the unit can be recessed or semi flush mounted.
- A clear reduced trim kit allows for a large viewing area with true lifelike flames that can not be rivaled.
- Adjustable flame brightness and speed that can be turned on separately.
- Adjustable ember bed colors that allow for the possibility of auto mixing thousands of colors

IDEAL APPLICATIONS

- Residential spaces
- Commercial spaces
- Restaurants
- New construction or renovations
- Outdoor use; refer to installation manual

TECHNICAL SPECIFICATIONS

Volts	120V
Amps	13
Watts	1465 Watts
Heater On	1465 Watts high, 732 Watts low
Heater Off	60 Watts Max
Rotor Motor	1 at 2.9 Watts
BTU	5000

Hidden venting and no grills. The heater is located at the top of the unit allowing heat to cascade down in front of the glass.



**2 YEAR WARRANTY
OUTDOOR APPROVED**



ORANGE FLAME



YELLOW FLAME



RED FLAME

INCLUDED ACCESSORIES

Models come with a choice of a Design Media kit - Ice Media, 12PCE Oak MD, or Ember, Clear, Suntea and Harvest Moon Fireglass



YOUR CHOICE:



DESIGN-MEDIA-BIRCH-15PCE



DESIGN-MEDIA-DRIFT-15PCE



DESIGN-MEDIA-RUSTIC-14PCE



ICE-MEDIA-FI-109-DIAMOND



DESIGN-MEDIA-SPLIT-LOG-16PCE



DESIGN-MEDIA-OAK-18PCE



DESIGN-MEDIA-OAK-12PCE-LG

**Manufacturer guidelines regarding outdoor installation must be followed. Please refer to the owner's manual for additional information*

Symmetry 74" XT Lumina with Glass Nuggets Media Electric Fireplace



SYMMETRY BESPOKE

50" • 60" • 74"

SYMMETRY BESPOKE SMART IS THE WAY OF THE FUTURE!

Among the things that make our lives beautiful, fireplaces occupy an important position. Our Symmetry Bespoke Smart is more than just an ordinary fireplace, it is a well designed fireplace, unique as it combines classic form with a modern interpretation. With many customizations, all available on the app or remote, flame speed, flame colors, ember bed colors, brightness. Set up the temperature you want the room to be and the heat will turn off once the temperature has been reached. Symmetry Bespoke transforms your space into one of comfort and luxury!

KEY FEATURES

- 5 Year Warranty
- Fire & Sound – Two (2) quality audio speakers deliver a fire crackling sound. The audio is an ON/OFF feature that can be controlled through the WiFi app
- WiFi compatible to connect and control the fireplace from your smartphone with the use of our app. Available on the Google Play Store and the Apple App Store
- Bluetooth Connectivity – Featuring a fireplace with high quality audio from Bluetooth speakers. Simply pair your phone with the fireplace and press play on your smartphone
- Programmable timer & thermostat allows you to decide the temperature of the room. Set the fireplace to turn on before you arrive home or have it automatically turn on when the weather is cold.
- Smart Room Temperature Control 59°F - 82°F or 15°C - 28°
- 1465W – 5000 BTU, heats up to 500 Sq. Ft.
- 50000 hours lifetime LED light source
- Approved for Outdoor Installations*
- Designed with front flow heating and hidden venting so that the unit can be recessed or semi flush mounted
- A clear reduced trim kit allows for a large viewing area with true lifelike flames that cannot be rivaled
- Adjustable flame brightness and speed that can be turned on separately.
- Adjustable ember bed colors that allow for the possibility of auto mixing thousand of colors
- Most quiet and reliable components in the industry
- Patented thermostatic remote comes included
- Masonary finish to trim option

IDEAL APPLICATIONS

- Residential spaces
- Commercial spaces
- Restaurants
- New construction or renovations
- Outdoor use; refer to installation manual

TECHNICAL SPECS

Volts	120
Amps	12.5 A
Watts	1465 max
Heater On	1465 watts high, 732 watts low
Heater Off	21 Watts - SYM 50 Bespoke 31 Watts - SYM 60 Bespoke 36 Watts - SYM 74 Bespoke
Rotor Motor	1 at 2.9 Watts
BTU	5000 Max

Hidden venting and no grills. The heater is located at the top of the unit allowing heat to cascade down in front of the glass.



**5 YEAR WARRANTY
OUTDOOR APPROVED**



ORANGE FLAME



YELLOW FLAME



RED FLAME

INCLUDED ACCESSORIES

Models come with a choice of a Design Media kit - Ice Media, 12PCE Oak MD, or Ember, Clear, Suntea and Harvest Moon Fireglass



YOUR CHOICE:



ICE-MEDIA-FI-109-DIAMOND



DESIGN-MEDIA-OAK-12PCE-MD



EMBER, CLEAR, SUNTEA, AND HARVEST MOON



SYMMETRY XT BESPOKE

50" • 60" • 74"

The Symmetry Xtra Tall Bespoke Smart is grandly proportioned to fit in great rooms and commercial settings. It's the size and height of this electric fireplace that started it all, revolutionizing the electric fireplace industry. Delivering tall, full flames, it commands presence in any room and can be customized to your taste – from contemporary to traditional, the media log set selection is yours.

Unencumbered by unsightly venting, the Symmetry Xtra Tall Bespoke Smart features a truly clean face display. Standard unit sizing means hassle free installation at any stage, inside or outside. Symmetry Xtra Tall Bespoke Smart is the perfect blend of versatility, style and function.

KEY FEATURES

- 5 Year Warranty
- Fire & Sound – Two (2) quality audio speakers deliver a fire crackling sound. The audio is an ON/OFF feature that can be controlled through the WiFi app.
- WiFi compatible to connect and control the fireplace from your smartphone with the use of our app. Available on the Google play store and the Apple App Store.
- Bluetooth Connectivity – Featuring a fireplace with high quality audio from Bluetooth speakers. Simply pair your phone with the fireplace and press play on your smartphone.
- Programmable timer & thermostat allows you to decide the temperature of the room. Set the fireplace to turn on before you arrive home or have it automatically turn on when the weather is cold.
- Smart Room Temperature Control - 59°F - 82°F or 15°C - 28°C
- 1465W 5000 BTU, heats up to 500 Sq. Ft. May also be wired to 240 volts to increase the BTU output to 10,230, heats up to 900 Sq. Ft.
- 50000 hours lifetime LED light source
- Approved for Outdoor Installations*
- Designed with front flow heating and hidden venting so that the unit can be recessed or semi flush mounted.
- A clear reduced trim kit allows for a large viewing area with true lifelike flames that can not be rivaled.
- Adjustable flame brightness and speed that can be turned on separately.
- Adjustable ember bed colors that allow for the possibility of auto mixing thousands of colors
- Most quiet and reliable components in the industry
- Patented thermostatic remote comes included
- Masonary finish to trim option

IDEAL APPLICATIONS

- Residential spaces
- Commercial spaces
- Restaurants
- New construction or renovations
- Outdoor use; refer to installation manual

TECHNICAL SPECIFICATIONS

Volts	120V OR 240V
Amps	12.5
Watts	1465 or 3000W max
Heater On	1465 Watts high, 732 Watts low
Heater Off	42.7 Watts – SYM 50 XT Bespoke 45.2 Watts – SYM 60 XT Bespoke 60.4 Watts – SYM 74 XT Bespoke
Rotor Motor	1 at 2.9 Watts
BTU	5000 BTU on 120 Volts 10,230 BTU on 240 Volts

Heats up to 500 Sq Feet on 120 Volts
Heats up to 800 Sq Feet on 220 Volts



5 YEAR WARRANTY
OUTDOOR APPROVED

Hidden venting and no grills. The heater is located at the top of the unit allowing heat to cascade down in front of the glass.



ORANGE FLAME



YELLOW FLAME



RED FLAME

INCLUDED ACCESSORIES

Models come with a choice of a Design Media kit - Driftwood, Birch or Rustic, Oak 18PCE, Split, 12PCE Oak, or ICE media



YOUR CHOICE:



DESIGN-MEDIA-BIRCH-15PCE



DESIGN-MEDIA-DRIFT-15PCE



DESIGN-MEDIA-RUSTIC-14PCE



ICE-MEDIA-FI-109-DIAMOND



DESIGN-MEDIA-SPLIT-LOG-16PCE



DESIGN-MEDIA-OAK-18PCE



DESIGN-MEDIA-OAK-12PCE-LG

**Manufacturer guidelines regarding outdoor installation must be followed. Please refer to the owner's manual for additional information*



Symmetry 50" XT Bespoke Electric Fireplace

SYMMETRY FEATURES

TWO FLAME STYLE PATTERNS

The SYMMETRY fireplace arrives from the factory with a NEW realistic style flame pattern. Enjoy our flame presentation in a new style that mimics real fire like never before. If you prefer Amantii's traditional diffused flame appearance, simply remove the included stencil.



Birch Logs with real flame stencil
Yellow flame with a little Orange
Ambient Canopy Lighting: On



Birch Logs without real flame stencil
Yellow flame with a little Orange
Ambient Canopy Lighting: On



Ember Rocks with Flame Mold
Yellow flame
Ambient Canopy Lighting: On



Ember Media without real flame stencil
Orange flame
Ambient Canopy Lighting: On

AMBIENT CANOPY LIGHTING

Add more dimension and excitement to your SYMMETRY electric fireplace by illuminating Amantii's decorative media kits (or your own) from above. The ambient canopy lighting is located in the upper part of the fireplace and with the click of a button, choose from 11 colors of light.



Lighting On



Lighting Off


CLEAN FACE NO UNSIGHTLY VENTING

Unlike models made by other manufacturers, SYMMETRY models are unencumbered by unsightly venting. Venting and grills take away from the aesthetics of a fireplace and the SYMMETRY series have some of the biggest glass viewing areas in the industry. You'll see more of what is important - a beautiful, warm and comforting flame display.



TOUCH PAD

Convenient touch pad with temperature indicator display.



HASSLE FREE INSTALLATION

The SYMMETRY has been made with standardized unit sizing. This means that the opening for the fireplace can be made at any stage of a build, the appliance can be easily installed and finished with the included surround at the end of a project. The surround beautifully completes the fireplace without the need for finicky or costly finishing.

FIRE & ICE FLAME KIT FIRE & ICE TRAY KIT


This kit provides the necessary components to enable the FIRE & ICE presentation to be included with the Amantii Smart Fireplace. The Smart models use the latest cutting edge technology and innovation to provide instant heat, realistic flame and adaptive lighting. Fire and Ice Flame and Tray Kits are available for purchase.




SYMMETRY SMART OPTIONS

OPTIONAL SURROUNDS

Add a designer touch to your space with a beautifully finished Dark Grey or Bronze colored surround. These decorative surrounds will compliment Symmetry Smart fireplace in 50", 60" & 74" models only. The surrounds will arrive in a separate package.



Bronze



FOR SEMI-FLUSH MOUNT INSTALLATION

For rooms where space may be at a premium, Symmetry Smart models can also be partially recessed within a 2 x 4 wall. The unit will sit 2" outside of the wall with 4" of the unit mounted inside.

- This install option requires the Semi-Flush Mount Surround (SYM-XS) to finish the look of the fireplace.
- The Semi-Flush Mount Surround has a black finish and has a depth of 2 1/4"
- The Semi-Flush Mount Surround must be purchased separately. Ships in a separate box.
- This application is only applicable to the Symmetry Smart. XT models must be fully recessed.

SYMMETRY BESPOKE FEATURES

TWO FLAME STYLE PATTERNS

The SYMMETRY fireplace arrives from the factory with a NEW realistic style flame pattern. Enjoy our flame presentation in a new style that mimics real fire like never before. If you prefer Amantii's traditional diffused flame appearance, simply remove the included stencil.



Birch Log with real flame stencil



Ember Media without real flame stencil
Orange flame



Ember Media with real flame stencil
Red flame



Birch Log without real flame stencil
Orange flame



Rustic Log with real flame stencil
Yellow flame



Glass Chunks without real flame stencil
Yellow flame



Ember Rocks with Flame Mold
Yellow flame
Ambient Canopy Lighting: On



Ember Rocks without real flame stencil
Yellow flame
Ambient Canopy Lighting: On

AMBIENT CANOPY LIGHTING

Add more dimension and excitement to your SYMMETRY electric fireplace by illuminating Amantii's decorative media kits (or your own) from above. The ambient canopy lighting is located in the upper part of the fireplace and with the click of a button, choose from 11 colors of light.



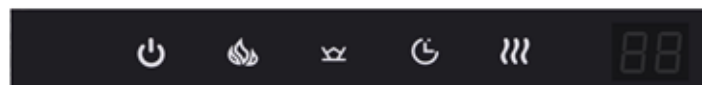
Lighting On



Lighting Off

TOUCH PAD

Convenient touch pad with temperature indicator display.



HASSLE FREE INSTALLATION

The SYMMETRY has been made with standardized unit sizing. This means that the opening for the fireplace can be made at any stage of a build, the appliance can be easily installed and finished with the included surround at the end of a project. The surround beautifully completes the fireplace without the need for finicky or costly finishing.

CLEAN FACE NO UNSIGHTLY VENTING

Unlike models made by other manufacturers, SYMMETRY models are unencumbered by unsightly venting. Venting and grills take away from the aesthetics of a fireplace and the SYMMETRY series have some of the biggest glass viewing areas in the industry. You'll see more of what is important - a beautiful, warm and comforting flame display.



SYMMETRY XT FEATURES

TWO FLAME STYLE PATTERNS

The SYMMETRY fireplace arrives from the factory with a NEW realistic style flame pattern. Enjoy our flame presentation in a new style that mimics real fire like never before. If you prefer Amantii's traditional diffused flame appearance, simply remove the included stencil.



Birch Logs *with* real flame stencil
Yellow flame with a little Orange
Ambient Canopy Lighting: On



Birch Logs *without* real flame stencil
Yellow flame with a little Orange
Ambient Canopy Lighting: On



Rustic Logs *with* real flame stencil
All Yellow
Ambient Canopy Lighting: On



Rustic Logs *without* real flame stencil
All Yellow
Ambient Canopy Lighting: On



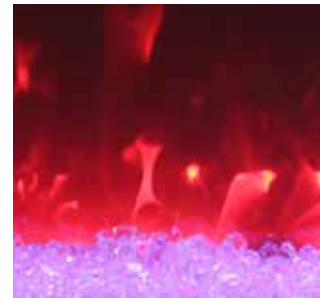
Drift Logs *with* real flame stencil
All Yellow All Orange flame
Ambient Canopy Lighting: On



Drift Logs *without* real flame stencil
All Yellow All Orange flame
Ambient Canopy Lighting: On



Glass Rocks *with* Flame Mold
Orange flame with a little Red
Ambient Canopy Lighting: On



Glass Rocks *without* real flame stencil
Orange flame with a little Red
Ambient Canopy Lighting: Off



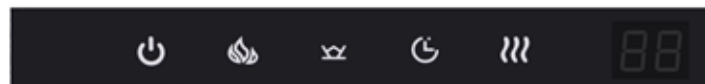
Ember Rocks *with* Flame Mold
Yellow flame
Ambient Canopy Lighting: On



Ember Rocks *without* real flame stencil
Yellow flame
Ambient Canopy Lighting: On

TOUCH PAD

Convenient touch pad with temperature indicator display.



AMBIENT CANOPY LIGHTING

Add more dimension and excitement to your SYMMETRY electric fireplace by illuminating Amantii's decorative media kits (or your own) from above. The ambient canopy lighting is located in the upper part of the fireplace and with the click of a button, choose from 11 colors of light.



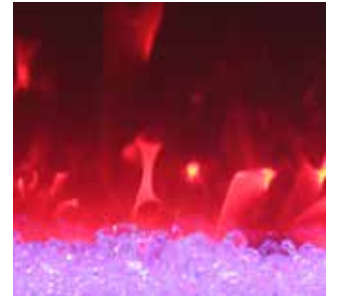
Lighting On



Lighting Off



Lighting On



Lighting Off

TALL VIEWING AREA



17-5/8"

SYM-50XT



13-1/8"

SYM-50



10-3/4"

SYM SLIM 50

EXTRA DEEP TRAY

At 12" in depth the extra deep tray accommodates more decorative media than any other unit on the market.

DUAL HEATERS ON SELECT XT MODELS

The SYM-60 XT, SYM-74 XT, SYM-88 XT and SYM-100 XT have dual heaters built-in, for double the heat output.

FIRE & ICE FLAME KIT FIRE & ICE TRAY KIT

This kit provides the necessary components to enable the FIRE & ICE presentation to be included with the Amantii Smart Fireplace. The Smart models use the latest cutting edge technology and innovation to provide instant heat, realistic flame and adaptive lighting. Fire and Ice Flame and Tray Kits are available for purchase.



TRADITIONAL SERIES | FIREPLACE & INSERT ELECTRIC FIREPLACES

FIRE GLASS

Our decorative fire glass media is a beautiful addition to your fireplace. Turn your fireplace into a expressive work of art by simply adding our decorative fire glass media. Our fire glass adds a distinctly modern feel to your gas fireplace - mix colors and textures for a unique appearance.

Our decorative fire glass is tempered and will not melt or degrade, some discoloration is normal on glass that is placed directly on the flame. Always wear protective gloves when handling fire glass media.

One 5lb container of media will cover 1 square foot.

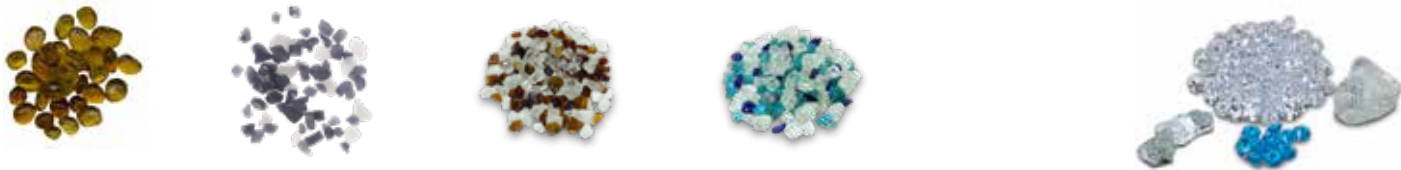
AMSF-GLASS-01 AMSF-GLASS-02 AMSF-GLASS-03 AMSF-GLASS-04 AMSF-GLASS-05 AMSF-GLASS-06



AMSF-GLASS-07 AMSF-GLASS-08 AMSF-GLASS-09 AMSF-GLASS-10 AMSF-GLASS-11 AMSF-GLASS-12



AMSF-GLASS-13 AMSF-GLASS-14 AMSF-GLASS-15 AMSF-GLASS-16 FI-105-DIAMOND



FI-107-DIAMOND FI-109 DIAMOND CLEAR



FIRE & ICE FLAME KIT FIRE & ICE TRAY KIT

This kit provides the necessary components to enable the FIRE & ICE presentation to be included with the Amantii Smart Fireplace. The Smart models use the latest cutting edge technology and innovation to provide instant heat, realistic flame and adaptive lighting. Fire and Ice Flame and Tray Kits are available for purchase.



Images are not to scale, please visit your local dealer to view the actual accessories.

Variations in the color and shade are inherent in all printing processes, the actual colors may vary slightly from those shown.

Note: Log sets and Designer Media Kits will fit in all sizes of the following models - Panorama DEEP, TRU VIEW XL and CUBE ONLY. (Depending on the size of the fireplace model, some logs may not be needed.)

DESIGNER MEDIA KITS

Add incredible value with designer media kits including deluxe log sets, glass and stone media and decorative embers.

DESIGN-MEDIA-BIRCH-10PCE



DESIGN-MEDIA-OAK-10PCE



DESIGN-MEDIA-NATURAL-8PCE



DESIGN-MEDIA-14PCE



DESIGN-MEDIA-BIRCH-15PCE



DESIGN-MEDIA-15PCE



Black fire glass 90-piece pebble Rocks Embers 1 Embers 2 Embers 3 Embers 4



Black fire glass 90-piece pebble Rocks Embers 1 Embers 2 Embers 3 Embers 4



Black fire glass Embers 1 Embers 3 90-piece pebble Rocks Embers 2 & 4

DESIGN-MEDIA-6PCE



DESIGN-MEDIA-SPLIT-LOG-16PCE



DESIGN-MEDIA-BIRCH-12PCE



Black fire glass 90-piece pebble Rocks Embers 1 Embers 2 Embers 3 Embers 4



Black fire glass 90-piece pebble Rocks Embers 1 Embers 2 Embers 3 Embers 4

For XT & XT Bespoke models only
The NEW Design Media Birch 12 piece log set expands the Design Media Birch 15 piece log set, if required, and is available for purchase.

DESIGN-MEDIA-OAK-14PCE-XS



DESIGN-MEDIA-OAK-12PCE-MD



DESIGN-MEDIA-OAK-12PCE-LG





AM-SYM-BROCH-US NOV 2023

Distributed By:

Product updates, specifications and dimensions are subject to change. Please refer to the product manual to verify measurements and clearance requirements. All local building codes must be followed.

Amantii

Visit our online showrooms at:

www.amantii.com