
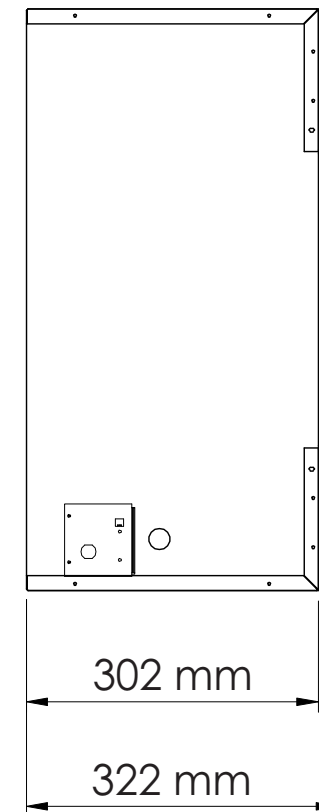
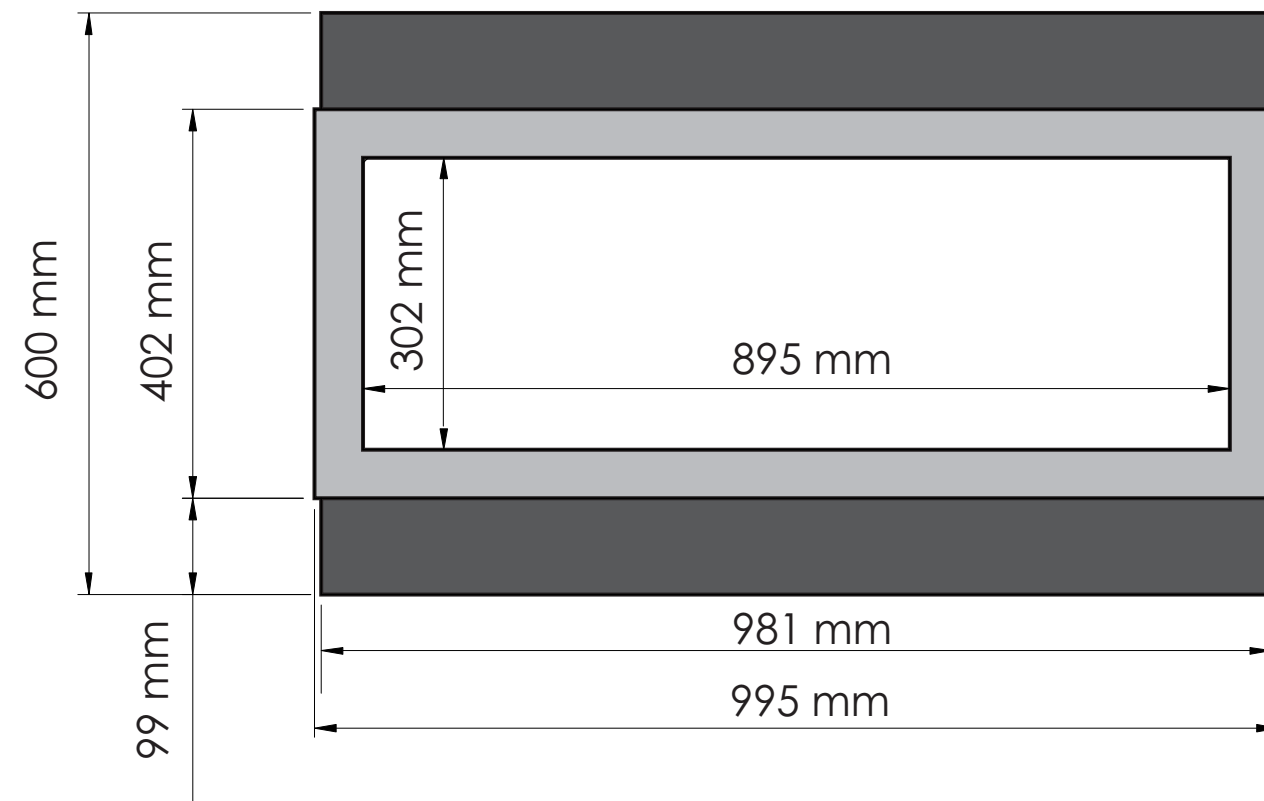


| TECHNICAL SPECIFICATIONS | | |
|--------------------------|--------------------------|------------|
| VOLTS | 120 | |
| AMPS | 12.5 | |
| WATTS | 1500 | |
| HEATER | HIGH | 1500 watts |
| | LOW | 750 watts |
| NO HEATER | 22 watts | |
| LAMPS | QUANTITY | LED |
| | WATTS | |
| | TOTAL WATTS | 22 watts |
| ROTOR MOTOR | 1 at 5 watts | |
| HEIGHT, WIDTH, DEPTH | 23 5/8 x 38 1/8 x 12 | |
| GLASS VIEWING OPENING | 11 7/8 x 34 1/4 | |
| SURROUND SIZE | 15 7/8 x 38 5/8 | |
| SHIPPING SIZE | 25 1/4 x 47 3/4 x 14 1/2 | |
| SHIPPING WEIGHT | UNIT | 93 lbs |
| | GLASS FRONT | Included |
| PLUG LOCATION | Left Side | |
| CORD LENGTH | 76" | |
| APPROX. HEATING AREA | 400 sq ft | |

Amantii

| | | | |
|--------------------|---------------------|---|--------------|
| SERIES BUILT IN | MODEL BI-40-DEEP |  | REV 1 |
| SCALE 1" = 1'-0" | DATE: 11/1/2014 | | SHEET 1 OF 1 |



| TECHNICAL SPECIFICATIONS | | |
|--------------------------|----------------------|------------|
| VOLTS | 120 | |
| AMPS | 12.5 | |
| WATTS | 1500 | |
| HEATER | HIGH | 1500 watts |
| | LOW | 750 watts |
| NO HEATER | 22 watts | |
| LAMPS | QUANTITY | LED |
| | WATTS | |
| | TOTAL WATTS | 22 watts |
| ROTOR MOTOR | 1 at 5 watts | |
| HEIGHT, WIDTH, DEPTH | 60 x 98.1 x 30.2 cm | |
| GLASS VIEWING OPENING | 30.2 x 56.5cm | |
| SURROUND SIZE | 40.2 x 99.5 cm | |
| SHIPPING SIZE | 64 x 120.9 x 36.8 cm | |
| SHIPPING WEIGHT | UNIT | 42 kg |
| | GLASS FRONT | Included |
| PLUG LOCATION | Left Side | |
| CORD LENGTH | 193 cm | |
| APPROX. HEATING AREA | 37 sqm | |

Amantii

| | | | |
|--------------------|---------------------|---|--------------|
| SERIES BUILT IN | MODEL BI-40-DEEP |  | REV 1 |
| SCALE 1:12 | DATE: 11/1/2014 | | SHEET 1 OF 1 |