

2025 PRICE LIST

GAS FIREPLACES

SIERRA  FLAME

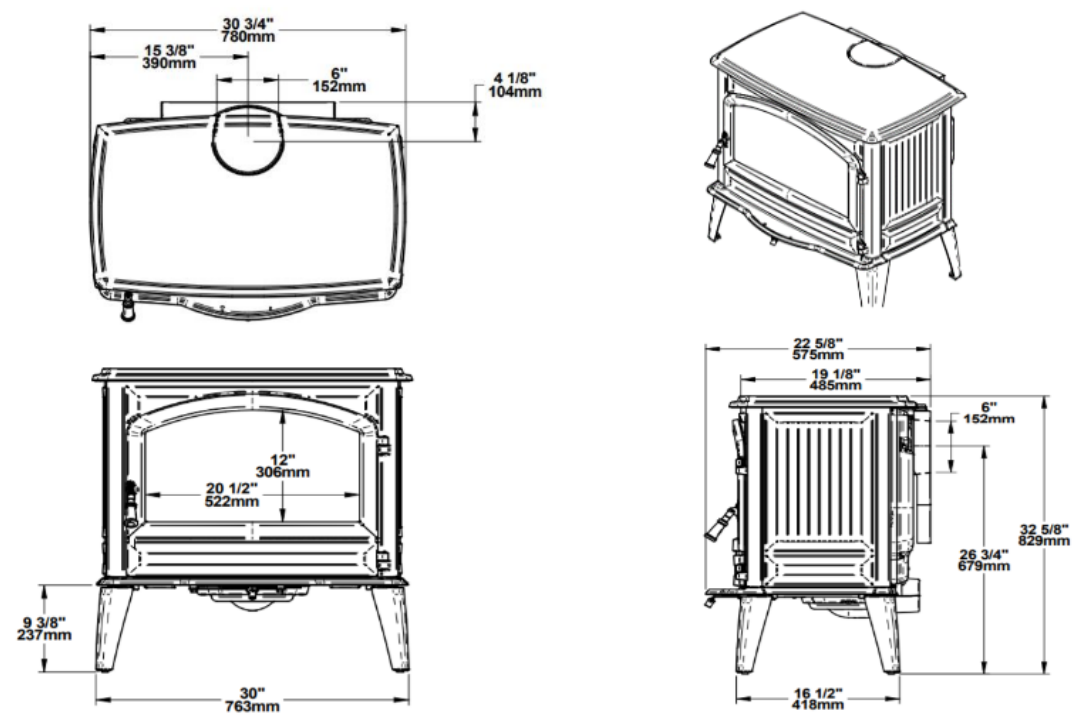
PRICES EFFECTIVE NOV1ST



Toscana – 3 Sided Peninsula Gas Fireplace



TECH SPECIFICATIONS



FREESTAND SERIES | CAST IRON WOOD STOVE



Lynwood W76 Wood Stove with Cast Iron Door, Black Colour Finish

The Sierra Flame Lynwood W76 is a welcome addition for wood burners everywhere, and is what a wood-burning stove should be: efficient, low emissions, and provides great flames with a maximum viewing area.

Versatile, the Lynwood W76 wood-burning stove adapts to any room and will create a cozy atmosphere in any space. EPA 2020 certified, the Lynwood W76 wood-burning stove brings warmth without compromising on air quality.

REQUIRED ACCESSORIES

Mandatory to complete the unit: Reduce Clearance Heat Shield

- Cast Iron Construction, 75,000 BTU of Max Power, and a max heating area of 2000 Sq. Ft make it ideal for heating rooms up to 2000 Sq Ft
- Certified at 1.8 g/h, this non-catalytic unit offers a flue outlet at the back and on the top of the stove. In addition to a large viewing area, the Lynwood – W76 has a full width andiron for holding logs during loading.
- All of its charm can be attributed to its classic design and the distinguished cast iron finish

DECORATIVE MEDIA & ACCESSORIES

- **Included Media** – Ash drawer, ceramic glass, ash lip, broad-spectrum air damper.

FEATURES

- 21" logs
- 2 ft³ firebox volume
- EPA Certified
- Made in Belgium
- Limited lifetime warranty
- Certified for mobile home and alcove installation
- Weight: 424 lbs
- Up to 8 hrs of burn time

PART NUMBER	DESCRIPTION	2025 MSRP
Step One Choose a Body		
Lynwood-W76	Lynwood W76 - Cast Iron Wood Burning Stove	\$4,995.00
Step Two ADDITIONAL ACCESSORIES (OPTIONAL)		
70.02791.000	Reduce Clearance Heat Shield	\$299.00



ORDERING NOTE

- To complete a unit, you need to order:
1. A body (ie Vienna)
- All Vienna units come equipped with:
- True Clean Face Design
 - Clean Glass Corners on all Galaxy Units
 - Stainless Steel Burner
 - Borosilicate and Tempered Glass
 - Clear View, and RTC
 - Crafted Log Set Specific to Each Model
 - Hand Painted Ceramic Stone Kit
 - Clear Glass Bead Kit
 - HD Reflective Black Glass Panels
 - 3 or 4 Six Speed Fans
 - Top Vent Only

TECH SPECIFICATIONS

Model	BTU's		Vent	Height		Width		Depth		Viewing Area	
	Natural Gas	Propane	Top	Actual	Framing	Actual	Framing	Actual	Framing	Height	Width
Vienna 40"	Hi 28,000 Lo 18,000	25,000 17,000	5" & 8"	32.56"	36.5"	41.10"	43.25"	18.18"	18.5"	15.30"	36.71"
Vienna 50"	Hi 28,000 Lo 18,000	25,000 17,000	5" & 8"	32.56"	36.5"	41.10"	43.25"	18.18"	18.5"	15.30"	46.71"
Vienna 60"	Hi 36,000 Lo 23,000	30,500 21,500	5" & 8"	32.56"	36.5"	60.00"	61.25"	18.18"	18.5"	15.30"	56.71"

Log-set add pictures

GAS FIREPLACES | VIENNA

FEATURES

- Double Glass & Screen Free
- Available in Sizes: 40", 50" and 60"
- Up to 36,000 BTU on high & 18,000 BTU on low
- All Wood Framing
- No Concrete Board Required
- Able to Finish with Combustible Around the Fire-place
- No Technician Required for Cleaning Inside Glass
- Simple Technician, Easy Maintenance
- NG & LP Available

Combustibles Okay

Everything is contained within the firebox. Able to finish with combustibles around the fireplace. No special concrete board or metal studs

HEAT SHIELD

Now you can enjoy:

Clear View: Double wall glass technology

Clear View has done away with the need for distractive safety screens. The double shield glass, protects hands from burning, while you can enjoy uncompromised views of your stunning fireplace.

Warm Glass System: Safety touch glass

The Warm Glass System, skillfully brings the temperature of the glass down below the stringent standard of 172 degree, while still allowing radiant heat to efficiently heat your room.

Easy Clean: No technician required

With the easy maintenance glass removal system, you won't need a service technician to come and clean our fireplace viewing glass area.

PART NUMBER	DESCRIPTION	2025 MSRP
Step One		
Choose a Body (NG or LP)		
VIENNA-40-NG	40" Natural Gas Direct Vent Linear Gas Fireplace	\$7,299.00
VIENNA-40-LP	40" Liquid Propane Direct Vent Linear Gas Fireplace	\$7,299.00
VIENNA-50-NG	50" Natural Gas Direct Vent Linear Gas Fireplace	\$9,299.00
VIENNA-50-LP	50" Liquid Propane Direct Vent Linear Gas Fireplace	\$9,299.00
VIENNA-60-NG	60" Natural Gas Direct Vent Linear Gas Fireplace	\$10,599.00
VIENNA-60-LP	60" Liquid Propane Direct Vent Linear Gas Fireplace	\$10,599.00
Step Two		
VENTING PARTS (OPTIONAL)		

5 x 8 Refer to Venting Page 39



ORDERING NOTE

To complete a unit, you need to order:
1. A body (ie Toscana)

All Toscana units come equipped with:

- True Clean Face Design
- Clean Glass Corners on all Galaxy Units
- Stainless Steel Burner
- Borosilicate and Tempered Glass
- Clear View, and RTC
- Crafted Log Set Specific to Each Model
- Hand Painted Ceramic Stone Kit
- Clear Glass Bead Kit
- HD Reflective Black Glass Panels
- 3 or 4 Six Speed Fans
- Top Vent Only

TECH SPECIFICATIONS

Model	BTU's		Vent	Height		Width		Depth		Viewing Area		Side View Area	
	Natural Gas	Propane	Top	Actual	Framing	Actual	Framing	Actual	Framing	Height	Width	Height	Width
Toscana 38"	Hi 24,500 Lo 15,000	24,000 14,000	5" & 8"	32.71"	36.5"	42.27"	43.25"	18.49"	19.5"	15.28"	41"	15.28"	13.40"
Toscana 48"	Hi 36,000 Lo 21,000	28,500 21,500	5" & 8"	32.64"	36.5"	50.27"	51.25"	18.49"	19.5"	15.28"	49.21"	15.25"	13.40"
Toscana 58"	Hi 40,000 Lo 23,000	36,000 22,000	5" & 8"	32.64"	36.5"	60.27"	61.25"	18.49"	19.5"	15.28"	59.21"	15.25"	13.40"

Log-set add pictures

GAS FIREPLACES | TOSCANA



FEATURES

- Double Glass & Screen Free
- Three Sided Bay Fronts
- Available in Sizes – 38", 48" & 58"
- Up to 40,000 BTU on high & 15,000 BTU on low
- All Wood Framing
- No Concrete Board Required
- Able to Finish with Combustible Around the Fireplace • No Technician Required for Cleaning Inside Glass
- Simple Technician, Easy Maintenance
- NG & LP Available

No Heat Dump

There are no vents required behind the wall of the fireplace to dump the built up heat.

Combustibles Okay

Everything is contained within the firebox. Able to finish with combustibles around the fireplace. No special concrete board or metal studs

HEAT SHIELD

Now you can enjoy:

Clear View: Double wall glass technology Clear View has done away with the need for distractive safety screens. The double shield glass, protects hands from burning, while you can enjoy uncompromised views of your stunning fireplace.

Warm Glass System: Safety touch glass

The Warm Glass System, skillfully brings the temperature of the glass down below the stringent standard of 172 degree, while still allowing radiant heat to efficiently heat your room.

Easy Clean: No technician required With the easy maintenance glass removal system, you won't need a service technician to come and clean our fireplace viewing glass area.

PART NUMBER	DESCRIPTION	2025 MSRP
Step One		
CHOOSE A BODY (NG or LP)		
TOSCANA-38-NG	38" Three Sided Natural Gas Fireplace	\$8,699.00
TOSCANA-38-LP	38" Three Sided Liquid Propane Fireplace	\$8,699.00
TOSCANA-48-NG	48" Three Sided Natural Gas Fireplace	\$12,299.00
TOSCANA-48-LP	48" Three Sided Liquid Propane Fireplace	\$12,299.00
TOSCANA-58-NG	58" Three Sided Natural Gas Fireplace	\$13,399.00
TOSCANA-58-LP	58" Three Sided Liquid Propane Fireplace	\$13,399.00
Step Two		
VENTING PARTS (OPTIONAL)		
5 x 8 Refer to Venting Page 39		



TECH SPECIFICATIONS

Model	BTU's		Vent	Height		Width		Depth		Viewing Area		Side View Area	
	Natural Gas	Propane	Top	Actual	Framing	Actual	Framing	Actual	Framing	Height	Width	Height	Width
Lyon 48"	Hi 32,500 Lo 21,000	N/A	5" & 8"	34.61"	38.52"	49.39"	51.24"	22.79"	23.5"	15.34"	45.16"	15.34"	13.40"
		N/A											
		15.53"	39.17"	Single Side View									

Log-set add pictures

GAS FIREPLACES | LYON



FEATURES

- Double Glass & Screen Free
- 4 Sided See Through Unit – Full 360° View
- Available Size – 48"
- Up to 32,500 BTU on high & 21,000 BTU on low
- All Wood Framing
- No Concrete Board Required
- Able to Finish with Combustible Around the Fireplace

No Intake or Exhaust Louvres

Your wall will not have any intake or exhaust louvres to break up the look.

No Heat Dump

There are no vents required behind the wall of the fireplace to dump the built up heat.

Combustibles Okay

Everything is contained within the firebox. Able to finish with combustibles around the fireplace. No special concrete board or metal studs

HEAT SHIELD

Now you can enjoy:

Clear View: Double wall glass technology Clear View has done away with the need for distractive safety screens. The double shield glass, protects hands from burning, while you can enjoy uncompromised views of your stunning fireplace.

Warm Glass System: Safety touch glass

The Warm Glass System, skillfully brings the temperature of the glass down below the stringent standard of 172 degree, while still allowing radiant heat to efficiently heat your room.

Easy Clean: No technician required

With the easy maintenance glass removal system, you won't need a service technician to come and clean our fireplace viewing glass area.

PART NUMBER	DESCRIPTION	2025 MSRP
Step One	Choose Size (NG or LP)	
LYON-48-NG	48" 4 Sided See Through - Full 360° View Gas Fireplace	\$11,899.00
Step Two	VENTING PARTS (OPTIONAL)	

5 x 8 Refer to Venting Page 39



ORDERING NOTE

To complete a unit, you need to order:
1. A body (ie Austin)
2. A Surround

All Austin units come equipped with:

- Black Glass
- Grey Pebble kits
- Full Deluxe system with dual fan
- black glass reflective panels

TECH SPECIFICATIONS

Model	BTU's		Vent	Height		Width		Depth		Viewing Area		Efficiency
	Natural Gas	Propane	Top	Actual	Framing	Actual	Framing	Actual	Framing	Height	Width	EnerGuide
Austin	Hi 38,000 Lo 27,000	38,000 26,000	4" & 7"	29.86"	39"	64 1/4"	68 1/4"	14 1/2"	17 1/2"	18 1/2"	62 3/4"	69.10%

OPTIONAL LOG SET

RUSTIC 14 Piece Deluxe Media Set - Includes 14 logs, stones, pebbles, black fireglass and embers



STANDARD GAS SURROUNDS



GAS FIREPLACES | AUSTIN 65L



FEATURES

Deluxe System

- Borosilicate glass
- Dual Fan kit with 6 stage adjustable control
- Black reflective fire glass media & 9 piece decorative rock media set
- Flush mount design
- Dual stainless steel pan burner
- 38,000 BTU (Austin)
- Electronic Ignition
- 7 day programmable thermostat deluxe remote
- 7 stage modulating valve (flame control)
- Linear style burner
- 100% Safety shut off
- NG or LP
- Top vent only
- Black Porcelain panels

Glass Viewing Area:

18-1/2" H x 62-3/4" W

Accessories:

- Termination kit
- Extra decorative rock media - 3 piece set
- Liquid propane conversion kit
- Hard pipe vent
- Flex vent to hard pipe adaptor

Surround Options:

- Clean face surround
- Basic black surround with safety barrier

Fuel Options: NG or LP

INCLUDED ACCESSORIES

- Deluxe digital remote control



PART NUMBER	DESCRIPTION	2025 MSRP
Step One		
Choose Size (NG or LP)		
AUSTIN-65G-NG-DELUXE	65" Natural Gas Direct Vent Linear Gas Fireplace	\$9,099.00
AUSTIN-65G-LP-DELUXE	65" Liquid Propane Direct Vent Linear Gas Fireplace	\$9,099.00
Step Two		
Choose a Surround (Required)		
AUSTIN-CLEAN-BLK	Clean Face Black Surround with Safety Barrier	\$612.00
AUSTIN-SB	Basic Trim with Safety Barrier	\$752.00
Step Three		
Choose Media (Optional)		
DESIGN-MEDIA-14PCE	RUSTIC - Deluxe 14 pce log set, black fire glass, 90 pce pebbles, rocks, embers - See page 13	\$699.00
Step Four		
VENTING PARTS (OPTIONAL)		
4x7 VENTING PAGE 37		
Step Four		
Choose Conversion Kit (Optional)		
AUS-NG-KIT	Natural Gas Conversion Kit - LP to NG	\$93.00
AUS-LP-KIT	Liquid Propane Conversion Kit - NG to LP	\$93.00



ORDERING NOTE

To complete a unit, you need to order:

1. A body (ie Stanford-55-NG)

2. A Surround

All Stanford units come equipped with:

- Black Glass
- Grey Pebble kits
- Full Deluxe system with dual fan
- black glass reflective panels

Stanford 55L Gas Fireplace shown with decorative rock media set, Decorative Black Trim.

TECH SPECIFICATIONS


Model	BTU's		Vent	Height		Width		Depth		Viewing Area		Efficiency
	Natural Gas	Propane	Top	Actual	Framing	Actual	Framing	Actual	Framing	Height	Width	EnerGuide
Stanford	Hi 36,000 Lo 21,000	32,000 26,000	4" & 7"	29.86"	39"	54.29"	58 1/2"	14 1/2"	17 1/2"	18 1/2"	52 3/4"	68.75%

OPTIONAL LOG SET

RUSTIC 14 Piece Deluxe Media Set - Includes 14 logs, stones, pebbles, black fireglass and embers



STANDARD GAS SURROUNDS



GAS FIREPLACES | STANFORD 55L



FEATURES

Deluxe System

- Ceramic glass
- Flush mount design
- 36,000 BTU (Stanford)
- Electronic Ignition
- 7 day programmable thermostat deluxe remote
- 7 stage modulating valve (flame control)
- Linear style burner
- 100% Safety shut off
- NG or LP
- Top vent only
- Black Porcelain panels
- Deluxe digital remote control
- Dual Fan kit with 6 stage adjustable control
- Black reflective fire glass media & 9 piece decorative rock media set
- Dual stainless steel pan burner

Glass Viewing Area:

18-1/2" H x 52-3/4" W

Accessories:

- Termination kit
- Extra decorative rock media - 3 piece set
- Liquid propane conversion kit
- Hard pipe vent
- Flex vent to hard pipe adaptor

Surround Options:

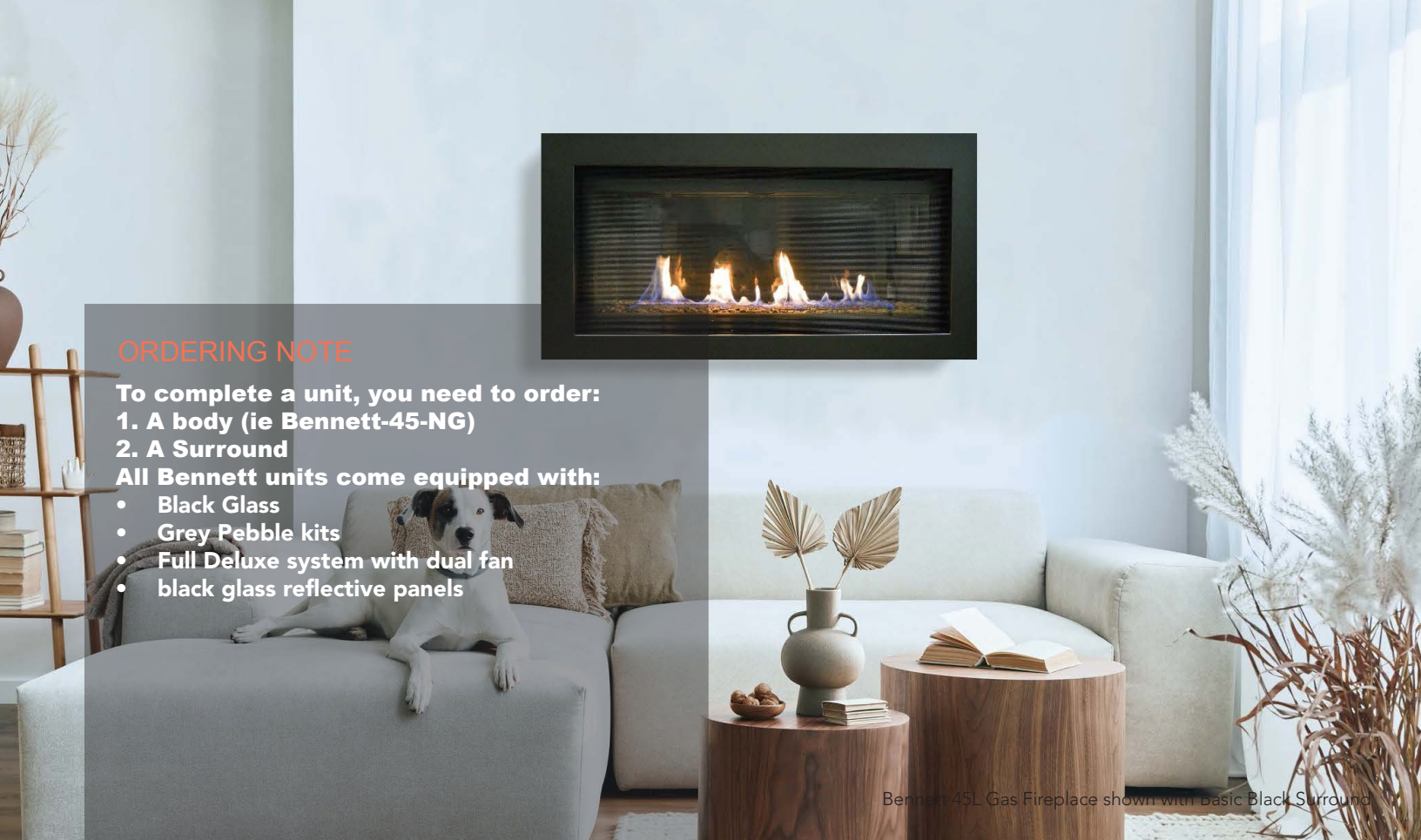
- Clean face surround
- Basic black surround with safety barrier
- Decorative black surround with safety barrier

Fuel Options: NG or LP

INCLUDED ACCESSORIES



PART NUMBER	DESCRIPTION	2025 MSRP
Step One		
STANFORD-55G-NG-DELUXE	55" Natural Gas Direct Vent Linear Gas Fireplace	\$6,899.00
STANFORD-55G-LP-DELUXE	55" Liquid Propane Direct Vent Linear Gas Fireplace	\$6,899.00
Step Two		
STANFORD-CLEAN-BLK	Clean Face Black Surround with Safety Barrier	\$615.00
STANFORD-SB	Basic Trim Safety Barrier	\$746.00
Step Three		
DESIGN-MEDIA-14PCE	RUSTIC - Deluxe 14 pce log set, black fire glass, 90 pce pebbles, rocks, embers - See page 13	\$699.00
Step Four		
4x7 VENTING PAGE 37		
Step Five		
STAN-NG-KIT	Natural Gas Conversion Kit - LP to NG	\$93.00
STAN-LP-KIT	Liquid Propane Conversion Kit - NG to LP	\$93.00



Bennett 45L Gas Fireplace shown with basic Black Surround

ORDERING NOTE

To complete a unit, you need to order:
1. A body (ie Bennett-45-NG)
2. A Surround

All Bennett units come equipped with:
• Black Glass
• Grey Pebble kits
• Full Deluxe system with dual fan
• black glass reflective panels

TECH SPECIFICATIONS


Model	BTU's		Vent	Height		Width		Depth		Viewing Area		Efficiency
	Natural Gas	Propane	Top	Actual	Framing	Actual	Framing	Actual	Framing	Height	Width	EnerGuide
Bennett	Hi 30,000 Lo 22,000	27,000 19,500	4" & 7"	29.86"	39"	44 1/4"	48 1/4"	14 1/2"	16 1/2"	16 1/2"	42"	69.50%

OPTIONAL LOG SET

RUSTIC 14 Piece Deluxe Media Set - Includes 14 logs, stones, pebbles, black fireglass and embers



STANDARD GAS SURROUNDS



GAS FIREPLACES | BENNETT 45L



FEATURES

Deluxe System

- Ceramic glass
- Black porcelain panels
- Flush mount design
- Black reflective fire glass media & 9piece decorative rock media set • 30,000 BTU (Bennett)
- 7 stage modulating valve (flame control)
- Linear style burner
- Electronic ignition
- 7 day programmable thermostat deluxe remote
- 100% Safety shut off
- NG or LP
- Top vent only
- Deluxe digital remote control
- Dual fan kit with 6 stage adjustable control

- Dual stainless steel pan burner

Glass Viewing Area:

16-1/2" H x 42" W

Accessories:

- Termination kit
- Extra decorative rock media - 3 piece set
- Liquid propane conversion kit
- Hard pipe vent
- Flex vent to hard pipe adaptor

Surround Options:

- Clean face surround
- Basic black surround with safety barrier
- Decorative black surround with safety barrier
- Decorative stainless steel surround with safety barrier

Fuel Options: NG or LP

INCLUDED ACCESSORIES



PART NUMBER	DESCRIPTION	2025 MSRP
Step One		
BENNETT-45-NG	45" Natural Gas Direct Vent Linear Gas Fireplace	\$5,599.00
BENNETT-45-LP	45" Liquid Propane Direct Vent Linear Gas Fireplace	\$5,599.00
Step Two		
Choose a Surround (Required)		
BENNETT-CLEAN-BLK	Clean Face Black Surround with Safety Barrier	\$440.00
BENNETT-SB	Basic Trim & Safety Barrier	\$508.00
Step Three		
Choose Media (Optional)		
DESIGN-MEDIA-14PCE	RUSTIC - Deluxe 14 pce log set, black fire glass, 90 pce pebbles, rocks, embers - See page 13	\$699.00
Step Four		
VENTING PARTS (OPTIONAL)		
4x7 VENTING PAGE 37		
Step Five		
Choose Conversion Kit (Optional)		
BEN-NG-KIT	Natural Gas Conversion Kit - LP to NG	\$93.00
BEN-LP-KIT	Liquid Propane Conversion Kit - NG to LP	\$93.00



ORDERING NOTE

To complete a unit, you need to order:
1. A body (ie LAMEGO-45-LIGHT-EI)
All LAMEGO units come equipped with:
• CLEAR GLASS & RIVER PEBBLE KITS
• ELECTRONIC IGNITION
• CLEAN FACE BLACK SURROUND
• FULL FAN KIT

TECH SPECIFICATIONS

Model	BTU's		Vent	Height		Width		Depth		Viewing Area		Efficiency
	Natural Gas	Propane	Top	Actual	Framing	Actual	Framing	Actual	Framing	Height	Width	EnerGuide
Lamego	Hi 30,000 Lo 22,000	27,000 19,500	4" & 7"	29.86"	39"	44 1/4"	48 1/4"	14 1/2"	16 1/2"	18 1/2"	42"	69.50%

OPTIONAL LOG SET

RUSTIC 14 Piece Deluxe Media Set - Includes 14 logs, stones, pebbles, black fireglass and embers



GAS FIREPLACES | LAMEGO



FEATURES

Lamego – 450 Zero Clearance Contemporary Electronic Ignition Gas Fireplace
Engineered with builders in mind, the Lamego gas fireplace offers straightforward installation and hasle-free servicing. Its sleek, modern design pairs beautifully with the captivating flame you expect from a premium fireplace. More than just functional, Lamego elevates the standard builder fireplace—delivering style, performance, and lasting appeal beyond expectations.

- 45" Large Modern Zero Clearance Linear
- 30,000 BTU on High / 22,000 BTU on Low
- Borosilicate Glass
- Glass & Stone Media Included
- Heat Activated Variable Speed Fan
- Clean Face Surround with Safety Screen
- Venting Material & Remote Control not included

INCLUDED ACCESSORIES



PART NUMBER	DESCRIPTION	2025 MSRP
Step One		
Choose Size (NG or LP)		
LAMEGO-45-LIGHT-EI	45" NG Zero Clearance Contemporary Electronic Ignition Gas Fireplace	\$4,599.00
LAMEGO-45-LIGHT-EI-LP	45" LP Zero Clearance Contemporary Electronic Ignition Gas Fireplace	\$4,599.00
Step Two		
Choose Accessories (Optional)		
DESIGN-MEDIA-14PCE	RUSTIC - Deluxe 14 pce log set, black fire glass, 90 pce pebbles, rocks, embers - See page 13	\$699.00
BON-REMOTE-EI	Basic Remote for Electronic Ignition System	\$258.00
LAM-BS	Basic Trim & Safety Barrier	\$400.00
Step Four		
VENTING PARTS (OPTIONAL)		
4x7 VENTING PAGE 37		
Step Four		
Choose Conversion Kit (Optional)		
LAM-NG-KIT	Natural Gas Conversion Kit - LP to NG	\$93.00
LAM-LP-KIT	Liquid Propane Conversion Kit - NG to LP	\$93.00



ORDERING NOTE

To complete a unit, you need to order:
1. A body (ie BOSTON-36)

All LAMEGO units come equipped with:

- ELECTRONIC IGNITION
- PEBBLE KIT
- GLASS KIT
- LINEAR BURNER
- FULL FAN KIT

TECH SPECIFICATIONS

Model	BTU's		Vent	Height		Width		Depth		Viewing Area		Efficiency
	Natural Gas	Propane	Top	Actual	Framing	Actual	Framing	Actual	Framing	Height	Width	EnerGuide
Boston 36	Hi 16,000 Lo 11,500	16,000 10,000	4" & 6"	25.44"	30 1/4"	34.91"	37"	10.24"	9 5/8"	12 3/4"	30 1/2"	69.50%



You may also need an attic insulation shield depending on your application.



W175-0053-BON36

Black Adaptor to go to hard pipe off unit for Bonston 36

GAS FIREPLACES | BOSTON 36



FEATURES

- True Linear Design
- Tempered Glass
- Black Surround (optional)
- Safety Screen
- Black Glass Kit & Grey Pebble Kit
- Stainless Steel Burner
- Top Vent Design
- Termination Kit Boston ADP - adapter
- 40" Internal Ceiling
- 9-5/8" Deep For Framing
- 4" x 6" Venting
- Natural Gas or Liquid Propane
- Stainless Steel Burner
- Electronic Ignition Only
- Full Fan Kit
- Thermostatic Remote for EI System (available for purchase)okay

INCLUDED ACCESSORIES



PART NUMBER	DESCRIPTION	2025 MSRP
Step One		
Choose Size (NG or LP)		
BOSTON-36-NG-EI	36" Natural Gas Direct Vent Linear Gas Fireplace	\$2,899.00
BOSTON-36-LP-EI	36" Liquid Propane Direct Vent Linear Gas Fireplace	\$2,899.00
Step Two		
Choose Surround and Remote (Optional)		
BON-REMOTE-EI	Basic Remote for Electronic Ignition System	\$258.00
BON-36BBS	Basic Black Surround for Boston 36 Fireplace	\$504.00
Step Three		
Choose Accessories (Optional)		
BON-TERM-KIT	Termination Kit for 4" x 6" vent. Includes: Firestop/ Wall Thimble, Horizontal Term Vent	\$234.00
BONTTRK-ADP	Through the Roof Adapter Kit. Includes: 2 Adaptors: 4" Flex to 4" Hard & 6" Flex to 6-5" Hard. * Must be used with Du-ravent Adaptor 0926i (or respective adaptor for roof kit)	\$104.00
Step Four		
Choose Conversion Kit (Optional)		
BON-NG-KIT	Natural Gas Conversion Kit - LP to NG	\$93.00
BON-LP-KIT	Liquid Propane Conversion Kit - NG to LP	\$93.00
W175-0053-BON36	Black Adaptor to go to hard pipe off unit for Bonston 36	\$146.00



ORDERING NOTE

To complete a unit, you need to order:
1. A body (ie Thompson)
All Thompson units come equipped with:

- ELECTRONIC IGNITION
- CLEAN FACE FRONT W SCREEN
- LOG SET
- BLACK TRIM
- DELUXE SYSTEM (W/FAN)
- REFLECTIVE GLASS BLACK PANELS

TECH SPECIFICATIONS

Model	BTU's		Vent	Height		Width		Depth		Viewing Area	
	Natural Gas	Propane	Top	Actual	Framing	Actual	Framing	Actual	Framing	Height	Width
Thompson	Hi 26,000 Lo 18,000	26000 18,000	4" & 7"	28 1/2"	37"	39 1/2"	38"	13"	15"	16 1/2"	29"

GAS FIREPLACES | THOMPSON



FEATURES

- Black trim & safety barrier (both attached to unit)
- 26,000 BTU
- Electronic ignition
- Borosilicate glass
- 100% Safety shut off
- Top vent only
- Black Porcelain panels
- 4 piece log set
- Deluxe digital remote control
- Fan kit
- Modulating valve

INCLUDED ACCESSORIES



PART NUMBER	DESCRIPTION	2025 MSRP
Step One		
Choose Size (NG or LP)		
THOMPSON-36-DELUXE-NG	36" Natural Gas Direct Vent Linear Gas Fireplace	\$4,299.00
THOMPSON-36-DELUXE-LP	36" Liquid Propane Direct Vent Linear Gas Fireplace	\$4,299.00
Step Four		
VENTING PARTS (OPTIONAL)		

4x7 VENTING PAGE 37

Step Three	Choose Conversion Kit (Optional)	
THOM-NG-KIT	Natural Gas Conversion Kit	\$93.00
THOM-LP-KIT	Liquid Propane Conversion Kit	\$93.00



ORDERING NOTE

To complete a unit, you need to order:
1. A body Standard or Deluxe(ie NEW-COMB-36-NG)
All NEWCOMB units come equipped with:

- ELECTRONIC IGNITION
- TRUE CLEAN FACE DESIGN
- BLACK REFLECTIVE GLASS AND 3 PCE ROCK SET
- LINEAR BURNER
- FULL FAN KIT
- REMOTE

TECH SPECIFICATIONS

Model	BTU's		Vent	Height		Width		Depth		Viewing Area	
	Natural Gas	Propane	Top	Actual	Framing	Actual	Framing	Actual	Framing	Height	Width
Newcomb	Hi 21,000 Lo 13,000	20750 13,000	4" & 7"	27 1/2"	33 1/2"	34 1/8"	38"	14 13/32"	15 1/2"	15	32 1/2"

INCLUDED ACCESSORIES

Standard Accessories

deluxe log-sets



GAS FIREPLACES | NEWCOMB 36 DV



FEATURES

Standard System

- True clean face design
- Tempered glass
- Black porcelain panels
- 21,000 BTU
- 100% Safety shut off
- Top vent only
- Electronic ignition
- Remote control (basic)
- Black reflective fire glass & 3 piece decorative rock set

Deluxe System

- True clean face design
- Tempered glass
- Black porcelain panels
- 21,000 BTU
- 100% Safety shut off
- Top vent only
- Fan kit
- Modulating valve
- Electronic ignition
- Remote control (basic)
- Deluxe digital remote control
- Black reflective fire glass & 3 piece decorative rock set

PART NUMBER	DESCRIPTION	2025 MSRP
Step One		
Choose Size (NG or LP)		
NEWCOMB-36-NG	36" Natural Gas Direct Vent Linear Gas Fireplace	\$3,199.00
NEWCOMB-36-LP	36" Liquid Propane Direct Vent Linear Gas Fireplace	\$3,199.00
NEWCOMB-36-DELUXE-NG	36" Natural Gas Deluxe Direct Vent Linear Gas Fireplace	\$3,899.00
NEWCOMB-36-DELUXE-LP	36" Liquid Propane Deluxe Direct Vent Linear Gas Fireplace	\$3,899.00
Step Two		
Choose Surround (Required)		
NEWCOMB-CLEAN-BLK	Clean Face Black Surround with Safety Barrier	\$388.00
NEWCOMB-36-SURR-SS-SCR	Stainless Steel Surround with Safety Barrier - 43 1/4" W x 27 1/4" H	\$829.00
NEWCOMB-36-SURR-BLK-SCR	Decorative Black Surround with Screen - 43 1/4" W x 25 1/4" H	\$653.00
Step Three		
Choose Media (Optional)		
DESIGN-MEDIA-6PCE	DRIFTWOOD 6 Piece Deluxe Media Set - Includes 6 logs, stones, pebbles, black fireglass and embers	\$369.00
Step Four		
VENTING PARTS (OPTIONAL)		
4x7 VENTING PAGE 37		
Step Four		
Choose Conversion Kit (Optional)		
NEW-NG-KIT	Natural Gas Conversion Kit - LP to NG	\$93.00
NEW-LP-KIT	Liquid Propane Conversion Kit - NG to LP	\$93.00



ORDERING NOTE

To complete a unit, you need to order:
1. A body (ie Emerson)

All Emerson 48ST units come equipped with:

- BLACK GLASS & GREY PEBBLE KITS
- FULL DELUXE SYSTEM (W/ DUAL FAN)
- 2 SAFTEY SCREENS
- ELECTRIC IGNITION
- LINEAR STYLE BURNER
- REMOTE

TECH SPECIFICATIONS

Model	BTU's		Vent	Height		Width		Depth		Viewing Area		Efficiency
	Natural Gas	Propane	Top	Actual	Framing	Actual	Framing	Actual	Framing	Height	Width	EnerGuide
Emerson	Hi Lo	26,000 16,000	4" & 6"	27"	56"	47.63"	51 3/4"	9.85	8 3/4"	13"	41"	65.80%



You may also need an attic insulation shield depending on your application.

GAS FIREPLACES | EMERSON 48ST



FEATURES

- Borosilicate glass
- Just 9" deep
- No fan
- 2 safety screens
- Flush Clean face design
- 26,000 BTU
- Electronic Ignition
- 7 day programmable thermostat deluxe remote
- 7 stage modulating valve (flame control)
- Linear style burner
- NG or LP
- Top vent only
- 2 non combustable boards
- Steel header
- Black reflective fire glass media
- Dual stainless steel pan burner

INCLUDED ACCESSORIES



PART NUMBER	DESCRIPTION	2025 MSRP
Step One		
EMERSON-48-DELUXE-NG	48" Natural Gas Slim See Thru Linear Gas Fireplace	\$7,699.00
EMERSON-48-DELUXE-LP	48" Liquid Propane Slim See Thru Linear Gas Fireplace	\$7,699.00
Step Two		
DESIGN-MEDIA-6PCE	DRIFTWOOD 6 Piece Deluxe Media Set - Includes 6 logs, stones, pebbles, black fireglass and embers	\$369.00
Step Three		
EMERTTK46	Termination Kit for Emerson 48 (Firestop/Wall Thimble & Horizontal Term Vent)	\$234.00
EMERTTRK-ADP	Through The Roof Adaptor Kit (2 Adaptors: 4" Flex to 4" Hard & 6" Flex to 6 5/8" Hard)	\$104.00
Step Four		
EMER-NG-KIT	Natural Gas Conversion Kit - LP to NG	\$93.00
EMER-LP-KIT	Liquid Propane Conversion Kit - NG to LP	\$93.00



ORDERING NOTE

To complete a unit, you need to order:

1. A body (ie Tahoe 45-NG)

All Tahoe units come equipped with:

- BLACK GLASS & GREY PEBBLE KITS
- STAINLESS STEEL COVER
- 6" GLASS SHIELD
- ELECTRONIC IGNITION
- REMOTE

TECH SPECIFICATIONS

Model	BTU's		Vent	Height		Width		Depth	
	Natural Gas	Propane		Actual	Framing	Actual	Framing	Actual	Framing
Tahoe	Hi 40,000 Lo 29,000	32500 25,000	Vent-less	25"	31 "	43 1/8 "	47 3/8 "	14"	16 "

OPTIONAL LOG SET

RUSTIC 14 Piece Deluxe Media Set - Includes 14 logs, stones, pebbles, black fireglass and embers

BIRCH 15 Piece Deluxe Media Set - Includes 15 logs, stones, p fireglass and embers ebbles, black

DRIFTWOOD 15 Piece Deluxe Media Set - Includes 15 logs, stones, pebbles, black fireglass and embers



GAS FIREPLACES | TAHOE 45OL



FEATURES

Tahoe 450L All Stainless Steel Outdoor Fireplace

The Tahoe 450L combines modern durability with elegant design for the ultimate outdoor gathering experience. Crafted entirely from stainless steel, this ventless gas fireplace is built to withstand the elements while offering a sleek, contemporary aesthetic. It can be built in with a bold 3” trim for a framed statement look or installed clean-face for a seamless, minimalist finish. The firebox showcases a stunning blend of natural rock accents and shimmering Black Onyx fire glass media, set against a stainless steel frame that enhances its sophisticated appeal. Perfect for creating warmth, ambiance, and style in any outdoor living space.

- 6” glass shield
- 40,500 BTU
- Stainless steel cover
- Kill switch for cover
- Electronic ignition - battery powered
- Remote control
- Stainless steel pan burner - criss-cross pattern
- Wood framing is allowed
- 9 piece decorative rock media set
- Black reflective fire glass media

The Tahoe can be built-in to highlight the 3” trim or install with finishing material right up to the glass viewing area.

INCLUDED ACCESSORIES



PART NUMBER	DESCRIPTION	2025 MSRP
Step One		
TAHOE-45-NG	45" Natural Gas Outdoor Vent Free Gas Fireplace	\$4,899.00
TAHOE-45-LP	45" Liquid Propane Outdoor Vent Free Gas Fireplace	\$4,899.00
Step Two		
DESIGN-MEDIA-15PCE	DRIFTWOOD 15 Piece Deluxe Media Set - Includes 15 logs, stones, pebbles, black fireglass and embers	\$699.00
DESIGN-MEDIA-BIRCH-15PCE	BIRCH 15 Piece Deluxe Media Set - Includes 15 logs, stones, pebbles, black fireglass and embers	\$699.00
DESIGN-MEDIA-14PCE	RUSTIC 14 Piece Deluxe Media Set - Includes 14 logs, stones, pebbles, black fireglass and embers	\$699.00
Step Three		
ODSSCOV	Stainless Cover for Tahoe 45 Gas Fireplace	\$441.00
Step Four		
TAH-NG-KIT	Natural Gas Conversion Kit - LP to NG	\$93.00
TAH-LP-KIT	Liquid Propane Conversion Kit - NG to LP	\$93.00



ORDERING NOTE

To complete a unit, you need to order:
1. A body (ie ABBOT)
All ABBOT units come equipped with:

- ELECTRONIC IGNITION
- FULL FAN KIT
- TWO OPTIONS OF LOG-SET
- REMOTE

TECH SPECIFICATIONS

Model	BTU's	Vent	Height	Width	Depth	Viewing Area		Efficiency
	Natural Gas		Framing	Framing	Framing	Height	Width	EnerGuide
Abbot	Hi 26,000 Lo 00,000	3" & 3"	20 1/4"	27"	16 1/4"	16"	25"	68.30%

Abbott Direct Vent Gas Fireplace Insert

Understated sophistication meets contemporary design. Features an impressive glass viewing area with superior flame and heat control. Includes black porcelain panels, black reflective glass, and a 9-piece rock set. Optional ceramic brick panels and log set available. Standard for natural gas; liquid propane option also available.

GAS FIREPLACES | ABBOT 30IN



FEATURES Deluxe System

- Sleek, true clean-face design
- Durable ceramic glass
- Powerful 26,000 BTU output
- 7-day programmable thermostat with remote control
- 7-stage modulating flame control
- Full fan kit with 6-stage adjustable fan control
- 110V power required
- Electronic ignition system
- 100% safety shut-off feature

Model Options

Abbot 30PG-Deluxe (NG or LP): Includes Glass & Rock Set
Abbot 30BL-Deluxe (NG or LP): Includes Log Set
Choice of DVISPLIT7 – 7-Piece Split Log Set or DVIEASTCOAST7 – 7-Piece East Coast Log Set
If no log set is selected, the 9-Piece Split Log Set will be included by default

INCLUDED ACCESSORIES



DVISPLIT9 9 Pce Split Log Set DVIEASTCOAST9 9 Pce East Coast Log Set

PART NUMBER	DESCRIPTION	2025 MSRP
Step One Choose Size (NG or LP)		
ABBOT-30PG-DELUXE-NG	30" Natural Gas Direct Vent Insert Gas Fireplace - black panelling	\$3,899.00
ABBOT-30PG-DELUXE-LP	30" Liquid Propane Direct Vent Insert Gas Fireplace - black panelling	\$3,899.00
ABBOT-30BL-DELUXE-NG	30" Natural Gas Direct Vent Insert Gas Fireplace - ceramic brick panelling	\$3,899.00
ABBOT-30BL-DELUXE-LP	30" Liquid Propane Direct Vent Insert Gas Fireplace - ceramic brick panelling	\$3,899.00
Step Two Choose Media (Required)		
* Abbot-BL Deluxe NG or LP units come with 9 pce rock set and a 7 piece log set (7 pc split or 7 pc east coast) - dealer selects. If a log set has not been selected , we will include the split log set		
DVISPLIT9	9 Pce Split Log Set	Dealer's Choice
DVIEASTCOAST9	9 Pce East Coast Log Set	Dealer's Choice
Step Three Choose a Safety Screen (Required)		
ABBOT-DVISC	Required - Safety Screen for Abbot Gas Fireplaces	\$399.00
Step Four Choose a Surround (Required) Pick one		
ABBOT-30-BLK-28	Standard Black 3 Sided Surround - 40" W x 28" H	\$648.00
ABBOT-30-BLK-26	Standard Black 3 Sided Surround - 40" W x 26" H	\$648.00
ABBOT-4PCE-BLK-32	4 Sided Black Surround - 40" W x 31 1/2" H	\$728.00
ABBOT-CUSTOM	Optional Custom Surround for Abbot Insert (3-6 Weeks Required)	\$899.00
Step Five Choose Accessories (Optional)		
94203370HWS	3" x 3" VCL Pro Form Insert Kit - Includes: Round Co Linear High Wind Vertical Termination & Two (2) 3" x 35" Flex Liner	\$718.00
CHIM-CAP	Chimney Cap for Abbot 30 PG and BL Deluxe Units	\$311.00



ORDERING NOTE

To complete a unit, you need to order:
1. A body of either Standard or Deluxe (ie PALISADE 36).
All Palisade units come equipped with:
• ELECTRONIC IGNITION
• FULL FAN KIT
• 2 SAFETY SCREENS
• BLACK REFLECTIVE GLASS AND ROCK SET
• REMOTE

TECH SPECIFICATIONS

Model	BTU's		Vent	Height		Width		Depth		Viewing Area		Efficiency
	Natural Gas	Propane	Top	Actual	Framing	Actual	Framing	Actual	Framing	Height	Width	EnerGuide
Palisade	Hi 20,000 Lo 13,000	19,500 13,500	4" & 7"	27.38"	32"	35.3"	39 1/2"	11.88"	10 7/8"	15"	32 1/2"	63.45%

Palisade 36 Direct Vent Linear Gas Fireplace – See-Thru

Sleek, curved-face design with dual-room viewing. Compact at 10 7/8” deep yet offers an impressive glass viewing area. Available in Standard or Deluxe systems. Includes black porcelain panels, black reflective glass, and 3-piece rock set. Standard for natural gas; liquid propane option available. Safety barrier recommended.

GAS FIREPLACES | PALISADE 36



FEATURES

Standard System

- True clean face design
- 2 safety screens
- 20,000 BTU
- Electronic ignition
- Tempered glass
- 100% safety shut off
- Side vent only
- Black porcelain panels
- Remote control (Basic)
- Black reflective fire glass and rock set
- Standard Valve

Deluxe System

- True clean face design
- 2 safety screens
- 20,000 BTU
- Electronic ignition
- Tempered glass
- 100% safety shut off
- Side vent only
- Black porcelain panels
- Deluxe digital remote control
- Fan kit
- Modulating valve
- Black reflective fire glass and rock set
- Modulating valve

INCLUDED ACCESSORIES



PART NUMBER	DESCRIPTION	2025 MSRP
Step One		
PALISADE-36-NG	36" Natural Gas See Thru Direct Vent Linear Gas Fireplace	\$4,899.00
PALISADE-36-LP	36" Liquid Propane See Thru Direct Vent Linear Gas Fireplace	\$4,899.00
PALISADE-36-DELUXE-NG	36" Natural Gas Deluxe See Thru Direct Vent Linear Gas Fireplace *	\$5,699.00
PALISADE-36-DELUXE-LP	36" Liquid Propane Deluxe See Thru Direct Vent Linear Gas Fireplace *	\$5,699.00
Step Two		
Choose a Surround and Media (Optional)		
DESIGN-MEDIA-6PCE	DRIFTWOOD 6 Piece Deluxe Media Set - Includes 6 logs, stones, pebbles, black fireglass and embers	\$369.00
PALISADE-36-SURR	Black Surround (without access panel) -41 1/2" W x 25 3/4" H	\$637.00
PALISADE-36-SURR-AP	Black Surround (with access panel) -41 1/2" W x 25 3/4" H	\$637.00
Step Three		
VENTING PARTS (Optional)		
Refer to Venting 4/7 page		
Step Four		
Choose Conversion Kit (Optional)		
PAL-NG-KIT	Natural Gas Conversion Kit - LP to NG	\$108.00
PAL-LP-KIT	Liquid Propane Conversion Kit - NG to LP	\$108.00



ORDERING NOTE

To complete a unit, you need to order:
1. A body of either Standard or Deluxe (ie PALISADE 36)
All Palisade units come equipped with:

- ELECTRONIC IGNITION
- FULL FAN KIT
- 2 SAFETY SCREENS
- BLACK REFLECTIVE GLASS AND ROCK SET
- REMOTE

TECH SPECIFICATIONS

Model	BTU's		Vent	Height	Width	Depth	Viewing Area		Efficiency
	Natural Gas		Top	Framing	Framing	Framing	Height	Width	EnerGuide
Bradley	Hi 19,000	Lo 13,500	3" & 5"	32 1/2"	36"	15"	15"	32 1/2"	64.13%

Chimney Cap (With 3" x 5" Collar) for Bradley 36
Flex
5" to 5" Adaptor Flex to Hard Pipe or 5" to 6" Adaptor Flex to Hard Pipe (Pick one)

GAS FIREPLACES | BRADLEY 36



FEATURES

BRADLEY-36 Direct Vent Linear Gas Fireplace
Apartment B-Vent Replacement Model

Designed specifically to replace B-vent fireplaces in apartment buildings, the Bradley by Sierra Flame upgrades your space to modern direct vent technology — without replacing existing venting or altering the building exterior. Its flush, clean-face design pairs with optional surrounds for a sleek finish.

Note: Vertical vent only; intended to replace existing B-Vent fireplaces.

- Flush clean-face design – Creates a seamless, modern look with no visible louvers or grills, blending perfectly into any décor.
- Linear-style burner – Provides a wide, elegant flame presentation for a contemporary visual appeal.
- Tempered glass – Durable and heat-resistant for safety and long-lasting clarity.
- Black glass – Adds depth and a reflective quality to enhance the flame display.
- Modulating flame – Allows precise control over flame height and heat output for maximum comfort
- Built-in fan – Circulates warm air efficiently throughout the room for even heat distribution.
- Electronic ignition – Ensures quick, reliable starts with the push of a button.
- 100% safety shut-off – Automatically cuts off gas supply for added peace of mind.
- Black access panel – Sleek, discreet panel for easy access to controls and maintenance points.
- Deluxe remote control – Adjust flame, heat, and fan settings from anywhere in the room.
- Fan kit included – Enhances heating performance by moving warm air farther into your living space.
- Modulating valve – Fine-tunes both flame size and fuel usage for efficiency and comfort.
- Safety barrier included – Protects against accidental contact with the hot glass surface while maintaining a clear view of the fire.

INCLUDED ACCESSORIES



PART NUMBER	DESCRIPTION	2025 MSRP
Step One	Choose Size (NG or LP)	
BRADLEY-36-NG	36" Natural Gas Direct Vent Gas Fireplace	\$4,663.00
REQUIRED	PICK ONE	
BRADLEY-ADAPT-5 or BRADLEY-ADAPT-6	5" to 5" Adaptor Flex to Hard Pipe or 5" to 6" Adaptor Flex to Hard Pipe	Included
BRADLEY-CHIM-CAP	Chimney Cap (With 3" x 5" Collar) for Bradley 36	Included
Step Two	Choose a Surround and Media (Optional)	
BRADLEY-SUR-BLK-3	Basic 3 Pc Black Surround - 3 3/4" Top	\$392.00
BRADLEY-SUR-BLK-6	Basic 3 Pc Black Surround - 6" Top	\$392.00
BRADLEY-SUR-BLK-7	Basic 3 Pc Black Surround - 7" Top	\$392.00
BRADLEY-LINER	Black Liner for Bradley	\$503.00



FIRE GLASS MEDIA

PART NUMBER	DESCRIPTION	2025 MSRP
AMSF-GLASS-01	1/4" Clear Reflective Fireglass - 5lbs	\$119.00
AMSF-GLASS-02	1/2" Light Brown Reflective Fireglass - 5lbs	\$119.00
AMSF-GLASS-03	1/2" Charcoal Reflective Fireglass - 5lbs	\$119.00
AMSF-GLASS-04	1/2" Champagne Reflective Fireglass - 5lbs	\$119.00
AMSF-GLASS-05	1/2" Dark Grey Reflective Fireglass - 5lbs	\$119.00
AMSF-GLASS-06	1" Clear Gem Fireglass - 5lbs	\$119.00
AMSF-GLASS-07	White Frosted Fireglass - 5lbs	\$119.00
AMSF-GLASS-08	Dusty Purple Frosted Fireglass - 5lbs	\$119.00
AMSF-GLASS-09	Amber Small Beads Fireglass - 5lbs	\$119.00
AMSF-GLASS-10	Orange Small Beads Fireglass - 5lbs	\$119.00
AMSF-GLASS-11	Suntea Small Beads Fireglass - 5lbs	\$119.00
AMSF-GLASS-12	Black Small Beads Fireglass - 5lbs	\$119.00
AMSF-GLASS-13	Sable Large Beads Fireglass - 5lbs	\$119.00
AMSF-GLASS-14	Smokey Grey & White Fireglass - 5lbs	\$119.00

DESIGNER MEDIA KITS



PART NUMBER	DESCRIPTION	2025 MSRP
DESIGN-MEDIA-6PCE	DRIFTWOOD 6 Piece Deluxe Media Set - Includes 6 logs, stones, pebbles, black fireglass and embers	\$369.00
DESIGN-MEDIA-14PCE	RUSTIC 14 Piece Deluxe Media Set - Includes 14 logs, stones, pebbles, black fireglass and embers	\$699.00
DESIGN-MEDIA-15PCE	DRIFTWOOD 15 Piece Deluxe Media Set - Includes 15 logs, stones, pebbles, black fireglass and embers	\$699.00
DESIGN-MEDIA-BIRCH-15PCE	BIRCH 15 Piece Deluxe Media Set - Includes 15 logs, stones, pebbles, black fireglass and embers	\$699.00








VENTING





PART NUMBER	DESCRIPTION	2025 MSRP
TERM-KIT	Termination Kit for 4" x 7" vent. Includes: Fire stop /wall thimble, horizontal term vent. *No flex included	\$234.00
SF94217405	4" x 7" Horizontal Flex Termination Kit. Includes: 5' of flex, 1 wall thimble, horizontal termination	\$573.00
SF94207410	4" x 7" Coaxial Flex - 10' length. Flex only	\$258.00
SF942074C	4" x 7" Flex Extension Coupler Kit	\$77.00
DURA-HARD	Adapter For Hard Pipe Installations	\$104.00
DURA-FLEX	Galvanized Adapter for Flex to Hard Pipe Installations	\$75.00
EMERTTK46	Termination Kit for Emerson 48 (Firestop/Wall Thimble & Horizontal Term Vent)	\$234.00
SF94206410	4" X 6" Coaxial Flex, 10' Length, Emerson Horizontal Termination Not Included - Order EMERTTK46 Horizontal Termination W/Fireplace from Sierra Flame to complete kit.	\$292.00
EMERTTRK-ADP	Through The Roof Adaptor Kit (2 Adaptors: 4" Flex to 4" Hard & 6" Flex to 6 5/8" Hard)	\$104.00
94203370HWS	3" x 3" VCL Pro Form Insert Kit - Includes: Round Co Linear High Wind Vertical Termination & Two (2) 3" x 35" Flex Liner	\$718.00
CHIM-CAP	Chimney Cap for Abbot 30 PG and BL Deluxe Units	\$311.00

PART NUMBER	DESCRIPTION	2025 MSRP
58TTRK	Duravent 5 PC Through the Roof Kit	\$867.00
58TTRK-STEEP	Duravent 5 PC Through the Roof Kit-Steep	\$1,033.00
GEN-TERMKIT	Fire stop / wall thimble & horizontal term kit 5" & 8" Venting	\$235.00
CGK-GLASS	Clear Glass Kit for Burner or Tray	\$252.00
BGK-GLASS	Black Glass Kit for Burner or Tray	\$252.00
WGK-GLASS	White Glass Kit for Burner or Tray	\$252.00
RPK-PEBBLEKIT	River Pebble Kit for Tray only	\$252.00
GPK-PEBBLEKIT	Grey Pebble Kit for Tray only	\$252.00
CS17-BG	Ceramic Stones - 17 pc set (Beige)	\$252.00
CS17-BRN	Ceramic Stones - 17 pc set (Brown)	\$252.00
CS17-GR	Ceramic Stones - 17 pc set (Light Grey)	\$252.00
W175-0053-BON36	Black Adaptor to go to hard pipe off unit for Boston 36	\$146.00

4x7" Venting NEWCOMB . BENNETT . STANFORD . AUSTIN . PALISADE . THOMPSON

VENTING	All models come 4" & 7" Flex Ready	2025 MSRP
TERMINATION KIT		
Part Number	DESCRIPTION	
TERM-KIT	Termination kit for 4" & 7" vent Includes: 1 wall thimble, Horizontal term vent, No flex included * Must supply own flex or purchase 10' 4" x 7" flex length only	\$ 234.00
HORIZONTAL FLEX TERM KIT	If 5' of flex is required, use this kit: MODEL # SF94217405	
Part Number	DESCRIPTION	
SF94217405	4"x 7" Horizontal Flex Termination Kit w/ 5' of Flex, Horizontal Termination, Wall Thimble. Includes Coaxial flex length, horizontal termination, wall thimble, screw package, sealant	\$ 573.00
10' 4" x 7" flex length only	To extend SF94217405 an additional 10' purchase this:	
Part Number	DESCRIPTION	
SF94207410	4" X 7" Coaxial Flex, 10' Length	\$ 258.00
4" x 7" Couplings	To extend SF94217405 an additional 10' purchase this:	
Part Number	DESCRIPTION	
SF942074C	SF942074C 4" X 7" Flex Extension Coupler Kit (1-4" & 1-7") Includes 2 couplers, 1 for the inner flex and 1 for the outer flex	\$ 77.00
For Hard pipe only installations		
Part Number	DESCRIPTION	
DURA-HARD	Adapter to use hard pipe off of fireplace	\$ 104.00
To convert from flex to hard pipe		
Part Number	DESCRIPTION	
DURA-FLEX	Galvanized adapter to go from flex to hard pipe	\$ 75.00
TTRK	5 Piece Duravent Through the Roof Kit - Steep. Includes: 36" Hard Pipe/ Storm Collar/ High Wind Cap/ 0926i Adaptor/ Flashing	\$727.00
TTRK-S	5 Piece Duravent Through the Roof Kit - Steep. Includes: 36" Hard Pipe/ Storm Collar/ High Wind Cap/ 0926i Adaptor/ Steep Flashing	\$792.00
0926I	Galv Adapter to go from flex to hard pipe	\$130.00
W175-0053	Black Adapter (to use hard pipe off fireplace) (4&7 Only)	\$100.00

 	VENTING		All models come 4" & 6" Flex Ready	2025 MSRP	
	TERMINATION KIT				
	Part Number	DESCRIPTION			
	EMERTTK46	Fire stop / wall thimble & horizontal term kit		\$ 234.00	
	BON-TERM-KIT	Termination Kit for 4" x 6" vent. Includes: Firestop/V		\$ 234.00	
	COAXIAL DV FLEX VENT PACKAGE		To convert to Hard Pipe: - Manufacturer Termination Not Included		
	Part Number	DESCRIPTION			
	SF94206410	4" X 6" Coaxial Flex, 10' Length, Emerson Horizontal Termination Not Included - Order EMERTTK46 Horizontal Termination W/Fireplace from Sierra Flame to complete kit. Includes: Coaxial Flex Length, Sealant, Screw package, Spacer springs NOTE: Emerson vertical hard pipe installation requires a piece of 4" & 6" flex + EMMERTTK-ADP+ DURA FLEX odered from Sierra Flame		\$ 256.00	
	 	THROUGH THE ROOF ADAPTER KIT			
		Part Number	DESCRIPTION		
EMERTTRK-ADP		THROUGH THE ROOF ADAPTER KIT Includes: 2 Adaptors: 4" Flex to 4" Hard & 6" Flex to 6-5" Hard		\$ 104.00	
BONTTRK-ADP		Through the Roof Adapter Kit. Includes: 2 Adaptors: 4" Flex to 4" Hard & 6" Flex to 6-5" Hard		\$ 104.00	
ADAPTOR KIT					
Part Number		DESCRIPTION			
	W175-0053-BON36	Black Adaptor to go to hard pipe off unit for Bonston 36		\$ 146.00	
	GALVANIZED ADAPTOR				
	Part Number	DESCRIPTION			
	DURA-FLEX	Galvanized adapter to go from flex to hard pipe		\$ 75.00	
 	COUPLER KIT				
	Part Number	DESCRIPTION			
	SF942064C	4" x 6" Flex extension coupler kit 1-3" and 1-6"		\$ 75.00	

VENTING		All models come 4" & 6" Flex Ready	2025 MSRP
DIRECT VENT GAS INSERT VENT KIT			
ABBOT			
Part Number	DESCRIPTION		
94203370HWS	3" X 3" VCL Pro-Form Insert kit 2 each 35' Flex liner & round vertical termination Includes: Round Co-linear High Wind Vertical Termination & 2 Each 3" x 35' flex liners		\$ 718.00
CHIM-CAP	Chimney Cap		\$311.00
SF94208510	5" X 8" Flex Pipe, 10' Length		\$269.00
TERMINATION KIT			
Part Number	DESCRIPTION		
GEN-TERMKIT	Fire stop / wall thimble & horizontal term kit 5" & 8" Venting		\$ 235.00
THROUGH THE ROOF ADAPTER KIT			
Part Number	DESCRIPTION		
58TTRK	Duravent 5 PC Through the Roof Kit		\$789.00
58TTRK-STEEP	Duravent 5 PC Through the Roof Kit-Steep		\$940.00
W175-0170	Black Adapter (to use hard pipe off fireplace) - (5&8 ONLY)		\$155.00
58DVA-FCM	Galv Adapter to go from flex to hard pipe		\$120.00



SF-PL-CAN NOV 2025

Distributed By:

We reserve the right to update products, specifications and dimensions are subject to change. Please refer to the product manual to verify measurements and clearance requirements. All local building codes must be followed.

SIERRA FLAME

Visit our online showrooms at:

www.sierraflame.com