

# 2026 PRICE LIST

ELECTRIC FIREPLACES

*Amantii*



SIERRA  FLAME

JAN 1ST 2026



*Signature*



Signature MULTIVIEW-HOLO-55-SIG

# TABLE OF CONTENTS

PAGE	DESCRIPTION
2 - 3	Table of Contents
4	Fire Glass Media
5	Glass Media & Decorative Options, Log Sets, Touch-Up Paint
6- 7	Glass Media & Decorative Options, Log Sets, Touch-Up Paint
8 - 9	Lit Logs and Glowing Logs Guide <b>*New</b>
10-11	Outdoor Approved unit Guide <b>*New</b>
12-13	Fireplace Guide
14-15	Fireplace Guide
16-17	Fireplace Guide
18-19	Contemporary Pedestal Display
20-21	Fire & Ice Classic Edition
22-23	Fire & Ice Evolution Linear
24-25	Fire & Ice RusticStone <b>*New</b>
26-27	Fire & Ice LumaForest <b>*New</b>
28-29	Signature MULTIVIEW-HOLO 55, 75: Tech Specs, Prices & Media Kits <b>*New</b>
30-31	Signature Tru View 55, 75: Tech Specs, Prices & Media Kits <b>*New</b>
32-33	Signature TRD 38: Tech Specs, Prices & Media Kits
34-35	Traditional TRD Bespoke Smart 33, 38, 44, 48: Tech Specs, Prices & Media Kits
36-37	Traditional TRD LUMINA 26, 33, 38, 44, 48: Tech Specs, Prices & Media Kits
38-39	Arch Trim & Square Trim
40-41	Traditional TRD Xtraslim Smart 26, 30, 33: Tech Specs & Prices
42-43	ZECL Zero Clearance 31-3228-STL: Tech Specs & Prices
44-45	Symmetry Extra Tall Bespoke SYM-XT-Bespoke 50, 74, 88, 100: Prices & Media Kits <b>*Update</b>
46-47	Symmetry Bespoke SYM-Bespoke 34, 40, 60, 72, 88, 100 : Prices & Media Kits
48-49	Symmetry Smart Extra Tall: SYM-XT 34, 42, 50, 60, 74, 88, 100: Tech Specs, Prices & Media Kits
50-51	Symmetry Smart Extra Tall Lumina: SYM-XT 34, 42, 50, 60, 74, 88, 100: Tech Specs, Prices & Media Kits
52 - 53	Symmetry LUMINA: SYM 34, 42, 50, 60, 72, 88, 100: Prices
54 - 55	Symmetry Xtraslim Smart -SYM SLIM 50, 60: Prices
56 - 57	Symmetry Xtraslim -SYM SLIM 45, 50, 55, 60, 65: Prices
58 - 59	Insert TRD Bespoke 30, 33, 38, 3 & 4-Sided Surrounds: Tech Specs, Prices & Media Kits
60 - 61	Insert TRD Lumina 26, 30, 33, 38, 3 & 4-Sided Surrounds: Tech Specs & Prices

Continued on next page

# TABLE OF CONTENTS



Continued from previous page

PAGE	DESCRIPTION
62 - 63	Sierra Flame Insert INS-FM-30, 34 W/Steel Surround: Tech Specs & Prices
64 - 65	Tru-View Bespoke 45, 55, 65, 75, 85: Prices
66-67	Tru-View Bespoke Tech Specs and Combination of Sizes for conjoining
68-69	Tru-View Slim Smart TRV-Slim 30, 40, 50, 60, 72: Prices
70-71	Tru-View Slim Lumina TRV-Slim 30, 40, 50, 60, 72: Prices <b>*New</b>
72-73	Tru-View XL Deep Smart TRV-View XL 40, 50, 60, 72: Tech Specs, Prices & Media Kits
74-75	Tru-View XL Deep Lumina TRV-View XL 40, 50, 60, 72: Tech Specs, Prices & Media Kits
76-77	Tru-View XL Deep Extra Tall Smart TRV-XT-XL 40, 50, 60, 72, 88: Prices & Media Kits
78-79	Tru-View XL Deep Extra Tall LUMINA TRV-XT-XL 40, 50, 60, 72, 88: Prices & Media Kits <b>*New</b>
80-81	Tru-View Cube 2025WM Lumina, and Leg Base: Tech Specs & Prices <b>*New</b>
82-83	Sierra Flame FS-LUMINA Freestanding
84-85	Lynwood E50-HO, E70-HO Freestanding Cast Iron Electric Stoves: Tech Specs & Prices <b>*New</b>
86-87	Lynwood W76 Freestanding Cast Iron Wood Stove: Tech Specs & Prices
88-89	Panorama Xtra Slim Trim accessorie
90-91	Panorama Xtra Slim Smart Series Surronds 30, 40, 50, 60: Tech Specs
92-93	Panorama Xtra Slim Lumina Series BI-Xtraslim 30, 40, 50, 60: Prices <b>*New</b>
94-95	Panorama Smart Slim BI-Slim-OD 40, 50, 60, 72, 88: Prices
96-97	Panorama LUMINA Slim BI-Slim-OD 40, 50, 60, 72, 88: Prices <b>*New</b>
98 - 99	Panorama Deep BI-Deep-OD 40, 50, 60, 72, 88: Prices
100 - 101	Panorama Deep LUMINA BI-Deep-OD 40, 50, 60, 72, 88: Prices <b>*New</b>
102 - 103	Panorama Deep Extra Tall Smart BI-Deep-XT 40, 50, 60, 72, 88: Prices & Media Kits
104 - 105	Panorama Deep Extra Tall LUMINA BI-Deep-XT 40, 50, 60, 72, 88: Prices & Media Kits <b>*New</b>
106 - 107	Wall Mount/Flush Mount W/Steel Surround Smart WM-FML-Steel 26, 34, 48, 60, 72, 88: Specs & Prices
108 - 109	Wall Mount/Flush Mount W/Glass Surround Smart WM-FM-BG 34, 48, 50, 60, 72, 88: Specs & Prices <b>*Up-date</b>
110 - 111	WM-BI-2428 VLR BG-LUMINA: Tech Spec & Prices <b>*New</b>

## FIRE GLASS MEDIA

PART NUMBER	DESCRIPTION	2026 MSRP
AMSF-GLASS-01	1/4" Clear Reflective Fireglass - 5lbs	\$139.00
AMSF-GLASS-02	1/2" Light Brown Reflective Fireglass - 5lbs	\$139.00
AMSF-GLASS-03	1/2" Charcoal Reflective Fireglass - 5lbs	\$139.00
AMSF-GLASS-04	1/2" Champagne Reflective Fireglass - 5lbs	\$139.00
AMSF-GLASS-05	1/2" Dark Grey Reflective Fireglass - 5lbs	\$139.00
AMSF-GLASS-06	1" Clear Gem Fireglass - 5lbs	\$139.00
AMSF-GLASS-07	White Frosted Fireglass - 5lbs	\$139.00
AMSF-GLASS-08	Dusty Purple Frosted Fireglass - 5lbs	\$139.00
AMSF-GLASS-09	Amber Small Beads Fireglass - 5lbs	\$139.00
AMSF-GLASS-10	Orange Small Beads Fireglass - 5lbs	\$139.00
AMSF-GLASS-11	Suntea Small Beads Fireglass - 5lbs	\$139.00
AMSF-GLASS-12	Black Small Beads Fireglass - 5lbs	\$139.00
AMSF-GLASS-13	Sable Large Beads Fireglass - 5lbs	\$139.00
AMSF-GLASS-14	Smokey Grey & White Fireglass - 5lbs	\$139.00
AMSF-GLASS-15	Canyon Brown Fireglass - 5lbs	\$139.00
AMSF-GLASS-16	Ocean Blue Fireglass - 5lbs	\$139.00

## GLASS MEDIA & DECORATIVE OPTIONS

PART NUMBER	DESCRIPTION	2026 MSRP
HZ-12-Ember	Ember Media Kit Includes: clear, suntea, & harvest moon color media	\$179.00
Fi-107-Diamond	Kit Includes: 6 glass nuggets	\$279.00
Fi-109-Diamond	Ice Media Kit Includes: 3 large glass rocks, 95 clear diamond media, 10 blue diamond media and a package of clear acrylic media	\$279.00

## PAINT

PART NUMBER	DESCRIPTION	2026 MSRP
1A62H290-6309	STOVE BRITE - Metallic Black Touch Up Paint- Metallic Black Color	\$59.00
1A62H290-1990	STOVE BRITE - Satin Black Touch Up Paint- Satin Black Color	\$59.00

PART NUMBER	DESCRIPTION	2026 MSRP
DESIGN-MEDIA-14PCE	RUSTIC - 14 Piece Deluxe Media Kit Includes: 14 logs, stones, pebbles & embers	\$789.00
DESIGN-MEDIA-15PCE	DRIFTWOOD - 15 Piece Deluxe Media Kit Includes: 15 logs, stones, pebbles & embers	\$789.00
DESIGN-MEDIA-BIRCH-15PCE	BIRCH - 15 Piece Deluxe Media Kit Includes: 15 logs, stones, pebbles & embers	\$789.00
DESIGN-MEDIA-BIRCH-12PCE-LARGE	BIRCH - 12 large logs. Recommended for TRD 38", 44", 48", Tru View XL, Tru View XT-XL, Panorama -BI Deep XT, SYM XT	\$789.00
DESIGN-MEDIA-SPLITLOG-16PCE	SPLIT LOG - 16 Piece Deluxe Media Kit Includes: 16 logs, stones, pebbles & embers	\$899.00
DESIGN-MEDIA-OAK-18PCE	OAK - 18 Piece Deluxe Media Kit Includes: 18 logs, stones, pebbles & embers	\$899.00
DESIGN-MEDIA-TIMBER-LUX-19PCE *New	TIMBERLUX – 19 Piece Real Wood Media Kit Includes: 19 Pieces Real Wood Logs, Pinecones, Bark and Wood Chips (Pre-order)	\$749.00
DESIGN-MEDIA-TIMBER-LUX-15PCE *New	TIMBERLUX – 15 Piece Real Wood Media Kit Includes: 15 Pieces Real Wood Logs, Pinecones, Bark and Wood Chips (Pre-order)	\$549.00
LOGSET-8PCE-XS	8 Piece Natural Wood log set (for use in electric fireplaces only)	\$169.00
LOGSET-10PCE-BIRCH	10 Piece Log Set Includes: 7 Piece Birch logs, 3 Piece Glowing Logs (for use in electric fireplaces only)	\$339.00
DESIGN-MEDIA-OAK-10PCE	OAK - 10 Piece Media Kit Includes: 10 logs, 2 colors of real fireglass, 2 colors of vermiculite (for use in electric fireplaces only)	\$339.00
DESIGN-MEDIA-OAK-14PCE-XS	OAK - 14 Piece Media Kit Includes: 14 small Oak logs, 2 colors of vermiculite	\$259.00
DESIGN-MEDIA-OAK-12PCE-MD	OAK - 12 Piece Media Kit Includes: 12 medium Oak logs, 2 colors of vermiculite	\$339.00
DESIGN-MEDIA-OAK-12PCE-LG	OAK - 12 Piece Media Kit Includes: 12 large Oak logs, 2 colors of vermiculite	\$449.00
LITLOG-6PCE	6 Piece Fire logs with LED Lights inside	\$449.00
LOGCHIPS-LG	Large Log Chips	\$139.00
LOGCHIPS-SM	Small Log Chips	\$99.00

DESIGN-MEDIA-BIRCH-10PCE



DESIGN-MEDIA-OAK-18PCE



DESIGN-MEDIA-NATURAL-8PCE



DESIGN-MEDIA-14PCE



Black fire glass 90-piece pebble Rocks



Embers 1 Embers 2 Embers 3 Embers 4

DESIGN-MEDIA-BIRCH-15PCE



Black fire glass 90-piece pebble Rocks



Embers 1 Embers 2 Embers 3 Embers 4

DESIGN-MEDIA-15PCE



Black fire glass Embers 1 Embers 3



90-piece pebble Rocks Embers 2 & 4

DESIGN-MEDIA-6PCE



Black fire glass 90-piece pebble Rocks



Embers 1 Embers 2 Embers 3 Embers 4

DESIGN-MEDIA-SPLIT-LOG-16PCE



Black fire glass 90-piece pebble Rocks



Embers 1 Embers 2 Embers 3 Embers 4

DESIGN-MEDIA-BIRCH-12PCE



For XT & XT Bespoke models only

The NEW Design Media Birch 12 piece log set expands the Design Media Birch 15 piece log set, if required, and is available for purchase.

DESIGN-MEDIA-OAK-14PCE-XS



DESIGN-MEDIA-OAK-12PCE-MD



DESIGN-MEDIA-OAK-12PCE-LG



AMSF-GLASS-01



AMSF-GLASS-02



AMSF-GLASS-03



AMSF-GLASS-04



AMSF-GLASS-05



AMSF-GLASS-06



AMSF-GLASS-07



AMSF-GLASS-08



AMSF-GLASS-09



AMSF-GLASS-10



AMSF-GLASS-11



AMSF-GLASS-12



AMSF-GLASS-13



AMSF-GLASS-14



AMSF-GLASS-15



AMSF-GLASS-16




FI-109 DIAMOND



FI-107-Diamond



HZ-12-EMBER



DESIGN-MEDIA-TIMBER-LUX-19PCE



LOGCHIPS-LG \*New



LOGCHIPS-SM \*New



LITLOG-6PCE \*New



Recommended by Size:

For 88" & 100" sizes, it is recommended to purchase two log sets.

Glass Media Recommended by Size

50" & 60" sizes – Recommended: two 109 Glass Media

74" size – Recommended: three 109 Glass Media

88" & 100" sizes – Recommended: four Ice Glass Media

## Amantii – New Lit Logs & Glowing Logs

Amantii introduces the new LITLOG-6PCE Lit Logs and Glowing Logs accessories.

These premium log sets are designed to enhance the flame presentation and create a realistic, glowing ember effect inside your Amantii fireplace.

Each set is crafted for easy installation and is available as an add-on to compatible models.



LITLOG-6PCE **\*New**



TRD 44 Bespoke LITLOG-6PCE **\*New**



TRV-55-SIG LITLOG-6PCE **\*New**



LOGCHIPS-LG **\*New**



LOGCHIPS-SM **\*New**



BI-TRD-38-SIG LITLOGS-6PCE



TRD 38 Bespoke 16PCE SPLIT



TruView 65 Bespoke - 14PCE RUSTIC

11

# FIREPLACES GUIDE

Symmetry						
Model:	LINEAR EVOLU-TION	SYM-XS	SYM-LUMINA	SYM-XT	SYM-BESPOKE	SYM-XT-BESPOKE
Warranty	1 Years	2 Years	2 Years	2 Years	5 Years	5 Years
Height	19 1/8"	15 3/8"	15 5/8"	20 1/8"	15 5/8"	20 1/8
Depth	5 1/8	4 1/8"	6 1/8"	11 3/4"	6 1/8"	11 3/4
Multi Color- ed Flame(- blue, purple, yellow, red, orange)	√	X	X	X	X	X
3 Speed Motor	5 speed motor	√	√	√	√	√
Optional Media	√	√	√	√	√	√
Outdoor Approved	X	X	√	√	√	√
Max BTU for Heat Output	5000BTU	5000BTU	5000BTU	10,000BTU*	5000BTU	10,000BTU*
Wifi	√	√	√	√	√	√
Bluetooth	X	X	X	X	√	√
Speaker	X	X	X	X	√	√
Included Media Kit	X	√	√	X	X	X
Remote Control	√	√	√	√	√	√
Retail Price						
34"	\$999.00	X	\$1,899.00	\$2,099.00	\$2,299.00	X
42"	\$1,099.00	\$1,679.00	\$2,099.00	\$2,499.00 (Lumina)	\$2,499.00	X
50"	\$1,299.00	\$1,909.00	\$2,399.00	\$3,199.00	\$2,799.00	\$3,999.00
60"	\$1,499.00	\$2,019.00	\$2,499.00	\$3,599.00 (Lumina)	\$3,399.00	\$4,399.00
74"	X	X	\$2,899.00	\$3,999.00 (Lumina)	\$3,799.00	\$4,699.00
88"	X	X	\$3,499.00	\$4,299.00	\$4,199.00	\$5,399.00
12 100"	X	X	\$3,799.00	\$4,599.00	\$4,599.00	\$5,799.00

TruView Series						
Model:	LumaForest	CUBE 2025WM LUMINA	TRU VIEW SLIM	TRU-VIEW-XL	TRU-VIEW XT XL	TRU-VIEW BE- SPOKE
Warranty	1 Years	2 Years	2 Years	2 Years	2 Years	5 Years
Height	22"	25"	26 5/8"	26 5/8"	33"	29 3/8"
Depth	11 3/4	11 3/4"	10 5/8"	14 1/4"	13 3/4"	15"
Mirrored Back	√	X	X	X	X	X
3 Speed Motor	5 speed motor	√	√	√	√	√
Outdoor Ap- proved	X	√	X	√	√	√
Wifi	√	√	√	√	√	√
Bluetooth	X	X	X	X	X	√
Speaker	X	X	X	X	X	√
Included Media Kit	√	√	X	X	X	v
Max BTU for Heat Output*	10,000BTU*	5000BTU	5000BTU	10,000BTU*	10,000BTU*	10,000BTU*
Remote Control	√	√	√	√	√	√
Interconnectable Units	X	X	X	X	X	√
Retail Price						
20"x25"	X	\$1,899.00	X	X	X	X
30"	X	X	\$2,599.00	X	X	X
40"	X	X	\$2,799.00	\$2,599.00	\$3,299.00	X
45"	(48") \$3,599.00	X	X	X	X	\$3,399.00
50"	X	X	\$2,899.00 (Lumina)	\$3,199.00	\$3,699.00	X
55"	X	X	X	X	X	\$3,899.00
60"	(63") \$3,999.00	X	\$3,199.00	\$3,699.00	\$4,199.00 (Lumina)	X
65"	X	X	X	X	X	\$4,499.00
72"	X	X	\$3,999.00 (Lumina)	\$3,999.00 (Lumina)	\$4,599.00	X
75"	X	X	X	X	X	\$4,899.00
85"	X	X	X	X	X	\$5,199.00
88"		X	X	X	\$4,899.00 (Lumina)	X

# FIREPLACES GUIDE

TRD Series					
Model:	RusticStone	Classic Edition	TRD EXTRA SLIM	TRD LUMINA	TRD BESPOKE
Warranty	1 Years	1 Years	2 Years	2 Years	5 Years
Height	30" - H18 7/8" 33" - H24" 38" - H27"	19" 1/8	H16 3/4"	26" - H16 3/4" 30" - H19 1/8" 33" - H22 1/4" 38" - H27 1/4" 44" - H31 5/8" 48" - H41 1/8"	30" - H19 1/8" 33" - H22 1/4" 38" - H27 1/4" 44" - H31 5/8" 48" - H41 1/8"
Depth	D9 1/4"	8 1/2'	D4 1/8"	"26" - D11 3/8" 30" - D11 3/8" 33" - D11 3/8" 38" - D12 3/8" 44" - D13 3/4" 48" - D13 3/4"	"30" - D11 3/8" 33" - D11 3/8" 38" - D12 3/8" 44" - D13 3/4" 48" - D13 3/4"
Mirrored Back	√	X	X	X	X
3 or 4 Sided Trim kit Optional	√	X	X	√	√
3 Speed Motor	√	√	√	√	√
Outdoor Approved	X	X	X	√	√
Wifi	√	√	√	√	√
Max BTU for Heat Output	*10,000BTU	5000BTU	5000BTU	5000BTU	5000BTU
Bluetooth	X	X	X	X	√
Speaker	X	X	X	X	√
Included media kit	√	√	X	X	X
Remote Control	√	√	√	√	X
Retail Price					
26"	X	\$999.00	\$1,699.00	\$1,699.00	X
30"	\$ 1,349.00	\$1,199.00	\$1,899.00	\$1,999.00	\$2,299.00
33"	\$ 1,679.00	\$1,499.00	\$2,099.00	\$2,199.00	\$2,799.00
38"	\$ 1,909.00	X	X	\$2,599.00	\$3,199.00
44"	X	X	X	\$3,199.00	\$3,599.00
48"		X	X	\$3,799.00	\$4,299.00

PANORAMA				
Model:	BI-XS	BI-SLIM	BI-DEEP	BI-DEEP-XT
Warranty	2 Years	2 Years	2 Years	2 Years
Height	19 7/8"	23 5/8"	23 5/8"	29 1/2"
Depth	4"	6 3/4"	12"	12 5/8"
3 Speed Motor	√	√	√	√
Outdoor Ap- proved	X	√	√	√
Optional Media	√	√	√	√
Wifi	√	√	√	√
Bluetooth	X	X	X	X
Max BTU for Heat Output	5000BTU	5000BTU	5000BTU	10,000BTU*
Speaker	X	X	X	X
Remote Con- trol	√	√	√	√
Trimless Install	√	√	√	√

Retail Price				
30"	\$1,499.00	X	X	X
40"	\$1,899.00	\$2,199.00 (Lumina)	\$3,199.00 (Lumina)	\$2,899.00
50"	\$2,239.00 (Lumina)	\$2,499.00	\$3,699.00	\$3,499.00 (Lumina)
60"	\$2,399.00	\$2,799.00	\$4,099.00	\$3,899.00 (Lumina)
72"	X	\$3,199.00	\$4,499.00	\$4,299.00
88"	X	\$3,699.00	\$4,999.00	\$4,799.00

# FIREPLACES GUIDE

FREESTANDING					
	CUBE 2025WM Lumina	FS26922 Lumina	Lynwood Cast Iron E-50-HO	Lynwood Cast Iron E-70-HO	Lynwood W-76 Wood-Burning Stove
Warranty	2 Years	2 Years	1 Years	1 Years	2 Years
Height	25"	28"	28 ¼"	28 ¼"	29 ½"
Depth	11 ¾"	17 ½"	17 ½"	17 ½"	19 1/8"
3 Speed Motor	√	√	√	√	√
Optional Media	√	√	√	√	√
Wifi	√	√	√	√	√
Outdoor Approved	√	X	X	X	X
Bluetooth	X	X	X	X	X
Speaker	X	X	X	X	X
Included Media Kit	√	√	√	√	X
Max BTU for Heat Output*	5000BTU	5000BTU	10000BTU - 20000BTU	10000BTU - 20000BTU	"13784 to 57674 BTU/hr"
Remote Control	√	√	√	√	√
Recommended Clearance Shield	X	X	X	X	√
Retail Price	\$1,999.00	\$1,799.00	\$2,299.00	\$2,599.00	\$4,599.00 Clearance Shield \$339.00

INSERTS					
	RusticStone	INS-FM-30	INS-FM-34	TRD LUMINA INSERT	TRD BESPOKE INSERT
Warranty	1 Years	2 Years	2 Years	2 Years	5 Years
Height	30" - H18 7/8" 33" - H24" 38" - H27"	19"	23 1/8"	16 3/4" - 41 1/8"	19 1/8" - 41 1/8"
Depth	D9 1/4"	8 1/2"	8 1/2'	11 3/8" - 13 3/4"	11 3/8" - 13 3/4"
Mirrored Back	√	X	X	X	X
3 or 4 Sided Trim kit Optional	√	Included	Included	√	√
3 Speed Motor	√	√	√	√	√
Optional Media	√	√	√	√	√
Wifi	√	X	X	√	√
Outdoor Approved	X	X	X	√	√
Max BTU for Heat Output	*10,000BTU	5000BTU	5000BTU	5000BTU	5000BTU
Bluetooth	X	X	X	X	√
Speaker	X	X	X	X	√
Included media kit	√	√	√	√	X
Remote Control	√	√	√	√	√
Retail Price					
26"	X	X	X	\$1,699.00 +(3sided Trim kit - \$339.00 or 4 sided - \$449.00)	X
30"	\$ 1,349.00	\$2,399.00	X	\$1,999.00 +(3sided Trim kit - \$339.00 or 4 sided - \$449.00)	\$2,299.00 +(3sided Trim kit - \$339.00 or 4 sided - \$449.00)
33"	\$ 1,679.00	X	X	\$2,199.00 +(3sided Trim kit - \$339.00 or 4 sided - \$449.00)	\$2,799.00 +(3sided Trim kit - \$339.00 or 4 sided - \$449.00)
34"	\$ 1,909.00	X	\$2,599.00	X	X
38"	X	X	X	\$2,599.00 +(3sided Trim kit - \$339.00 or 4 sided - \$449.00)	\$3,199.00 +(3sided Trim kit - \$339.00 or 4 sided - \$449.00)



The installation of an electric fireplace in your showroom using a Contemporary Pedestal Display is extremely simple. Requires no remodeling. Simply assemble the pedestal and storage, insert the fireplace, and plug it into a standard outlet. Because installation of these displays does not require any remodeling, structure modification, or permanent wiring, these displays can be easily moved around in your showroom.

Easy Installation, everything you need comes in the box.

## FEATURES

- Sleek European design
- Quick and easy assembly.
- Allows you to install/display fireplace anywhere in your room
- Transforms the fireplace into a freestanding unit
- Can be easily moved to another room
- Realistic log display area

PART NUMBER	DESCRIPTION	2026 MSRP
TRD-26-BLK-PDS	Contemporary Pedestal Display with Storage Compartment for TRD-26 - Blk Color	\$509.00
TRD-30-BLK-PDS	Contemporary Pedestal Display with Storage Compartment for TRD-30 - Blk Color	\$509.00
TRD-33-BLK-PDS	Contemporary Pedestal Display with Storage Compartment for TRD-33 - Blk Color	\$509.00
TRD-38-BLK-PDS	Contemporary Pedestal Display with Storage Compartment for TRD-38 - Blk Color	\$509.00
SYM-50-XT-BLK-PDS	Contemporary Pedestal Display with Storage Compartment for SYM-50-XT - Blk Color	\$539.00
RS36-BLK-PDS	Contemporary Pedestal Display with Storage Compartment for RS36 - Blk Color	\$ 599.00
RS42-BLK-PDS	Contemporary Pedestal Display with Storage Compartment for RS42 - Blk Color	\$ 649.00
LF48-BLK-PDS	Contemporary Pedestal Display for LF48 - Blk Color	\$ 549.00
LF63-BLK-PDS	Contemporary Pedestal Display for LF63 - Blk Color	\$ 639.00
HOLO-55-BLK-PDS	Contemporary Pedestal Display with Storage Compartment for MULTIV-IEW-HOLO-55-SIG - Blk Color	\$ 699.00
HOLO-75-BLK-PDS	Contemporary Pedestal Display with Storage Compartment for MULTIV-IEW-HOLO-75-SIG - Blk Color	\$ 899.00



CE30

## TECH SPECIFICATIONS

### CLASSIC26

51.2 cm x 60.9 cm x 20.8 cm  
20" x 24" x 8"

### CLASSIC30

59.4 cm x 74.9 cm x 20.8 cm  
23" x 29.5" x 8"

### CLASSIC33

66.5 cm x 87.0 cm x 23.9 cm  
26" x 34.2" x 8"



CE30

FEATURES



- This fireplace delivers realistic flames that replicates natural fire.
- It comes complete with tempered front glass, a plug kit for easy installation, and a remote control for added convenience.
- With a powerful fan-forced heater, it efficiently warms spaces up to 500 square feet, ensuring cozy comfort whenever needed.
- Handcrafted and molded from real wood logs, the included logs feature inner lit LED lights, creating a captivating pulsating effect that mimics the glow of burning embers.
- WiFi App – For complete control from any room. Set the fireplace to turn on before arriving home, or have it turn on automatically when the weather is cold.

DECORATIVE MEDIA & ACCESSORIES

- **Included Media** – Includes a remote control and pre-installed pulsating, glowing logs.



PART NUMBER	DESCRIPTION	2026 MSRP
CE26	Fire & Ice Classic Edition 26" WiFi Enabled Insert Electric Fireplace, Featuring Customizable Flame Speeds, Brightness, and Colors. Complete with Log and Grey Brick, plus a Fixed Trim included	\$999.00
CE30	Fire & Ice Classic Edition 30" WiFi Enabled Insert Electric Fireplace, Featuring Customizable Flame Speeds, Brightness, and Colors. Complete with Log and Grey Brick, plus a Fixed Trim included	\$1,199.00
CE33	Fire & Ice Classic Edition 33" WiFi Enabled Insert Electric Fireplace, Featuring Customizable Flame Speeds, Brightness, and Colors. Complete with Log and Grey Brick, plus a Fixed Trim included	\$1,499.00



EVO4220 - LOGSET-8PCE-XS

## TECH SPECIFICATIONS

EVO3620

49.2 x 91.5 x 13.1 cm  
19 1/2" x 36" x 5 1/8"

EVO4220

49.2 x 106.7 x 13.1 cm  
19 1/2" x 42" x 5 1/8"

EVO5020

49.2 x 127 x 13.1 cm  
19 1/2" x 50" x 5 1/8"

EVO6020

49.2 x 152.4 x 13.2 cm  
19 1/2" x 60" x 5 1/8"



EVO5020

## FEATURES



- Easy Installation: Designed for hassle-free installation
- Ready to use straight out of the box—simply hang it on the wall and plug it into a standard 120V outlet.
- Efficiently heat large rooms up to 400 square feet with the powerful 5000 BTU and 1500 Watt output of this unit.
- The black, nearly frameless design of this modern linear electric fireplace creates a minimalist look that complements your décor while enhancing the visual appeal of the flames.
- The controls are user-friendly, illuminating when needed and dimming when not in use. This design ensures complete control with out the illuminated buttons detracting from the fireplace's overall appearance while you relax.
- Enjoy this fireplace any time of day with high-intensity LED lights in both the flames and ember bed, ensuring a captivating view regardless of the surrounding light conditions.
- No need to get up—you can operate this fireplace from the comfort of your favorite spot using the included full-feature remote control

## DECORATIVE MEDIA & ACCESSORIES

- Included Media – Includes a remote control and clear glass media.

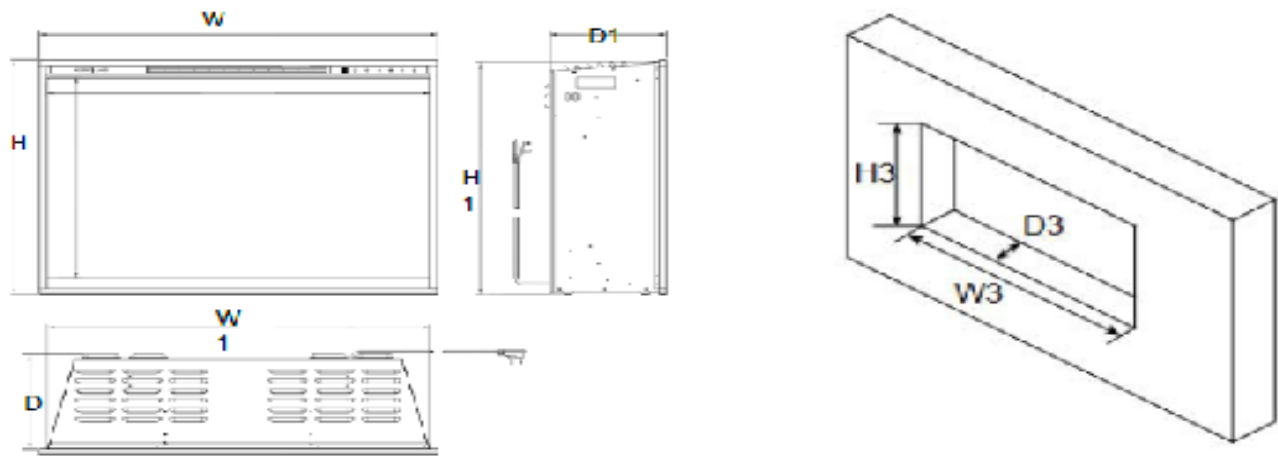


PART NUMBER	DESCRIPTION	2026 MSRP
Step One	Choose Size (Includes Remote and Clear Glass Media)	
EVO3620	Fire & Ice Evolution 36" WiFi Enabled Wall Mounted Electric Fireplace, Featuring Customizable Flame Speeds, Brightness, and Colors. Comes with Clear Glass Media and Full Functions Remote	\$999.00
EVO4220	Fire & Ice Evolution 42" WiFi Enabled Wall Mounted Electric Fireplace, Featuring Customizable Flame Speeds, Brightness, and Colors. Comes with Clear Glass Media and Full Functions Remote	\$1,099.00
EVO5020	Fire & Ice Evolution 50" WiFi Enabled Wall Mounted Electric Fireplace, Featuring Customizable Flame Speeds, Brightness, and Colors. Comes with Clear Glass Media and Full Functions Remote	\$1,299.00
EVO6020	Fire & Ice Evolution 60" WiFi Enabled Wall Mounted Electric Fireplace, Featuring Customizable Flame Speeds, Brightness, and Colors. Comes with Clear Glass Media and Full Functions Remote	\$1,499.00
Step Two	Choose a Log Set (Optional)	
LOGSET-8PCE-XS	8 Piece Natural Wood log set (for use in electric fireplaces only)	\$169.00
DESIGN-MEDIA-OAK-14PCE-XS	OAK - 14 Piece Media Kit Includes: 14 small Oak logs, 2 colors of vermiculite	\$259.00



RusticStone36

## TECH SPECIFICATIONS



PRODUCT MODEL	W	D	H	W1	H1	D1	W3	D3	H3
RS-30	29-1/4" [743mm]	9- 1/4" [234mm]	18- 7/8" [479mm]	28" [710mm]	18- 1/2" [470mm]	9- 7/8" [250mm]	28- 1/4" (718mm)	10" (254mm)	18-3/4" (477mm)
RS-36	33-3/4" [857mm]	9- 1/4" [234mm]	24" [610mm]	32-3/8" [824mm]	23- 5/8" [600mm]	9- 7/8" [250mm]	32- 5/8" (829mm)	10" (254mm)	23-7/8" (607mm)
RS-42	33-3/4" [1009mm]	9- 1/4" [234mm]	27" [686mm]	38-1/2" [977mm]	26- 5/8" [676mm]	9- 7/8" [250mm]	38- 3/4" (985mm)	10" (254mm)	26-3/4" (680mm)

## FEATURES



## • 1 Year Warranty

Pre-installed premium Oak Log Set: Adds a realistic and cozy ambiance to your space.

## • Features a mirrored back panel that enhances the sense of depth within the flame and firebox.

## • Capable of heating rooms up to 500 sq. ft. with a powerful 5,000 BTU output. Hardwired to 10,000BTU

## • WiFi compatible to connect and control the replace from your smartphone with the use of our app. Available on the Google play store and the Apple App Store.

## • Crystal Ember Bed: Enhances the glow and realism of the flames.

## • Low Energy LED Flame Technology: Energyefficient and eco-friendly flame effects.

## • Year-Round Enjoyment: Use with or without heat, making it perfect for any season.

## • Easy Operation: No need to build or maintain a fire—simply plug in and enjoy

## • Customizable Look: Choose from 4-sided or 3-sided trim kits to seamlessly integrate the insert into your existing fireplace.

## • Compatibility: Surround sets are available for 30", 36", and 42" models, designed to fit most traditional wood-burning fireplaces.

## • Classic Design: The Rusticstone model offers a clean, timeless look to enhance your living space.

## DECORATIVE MEDIA &amp; ACCESSORIES

- **Included Media** – It comes with a remote and a pre-installed Oak log set that can be plugged in for a glowing effect. Each size includes a log set specifically designed to fit that model.



RS30



RS36



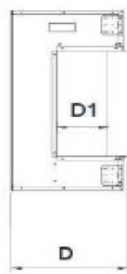
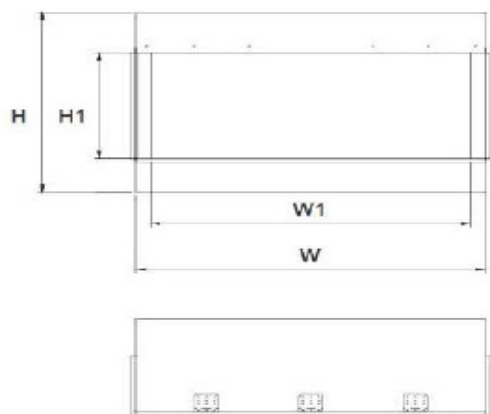
RS42

PART NUMBER	DESCRIPTION	2026 MSRP
Step One	Choose Size (Includes Remote and One-Piece Log Set, Pre-Installed)	
RS30	Fire & Ice RusticStone 30" Indoor only Smart Built-In Electric Fireplace, WiFi Enabled, Programable Remote Control, Multi-Color Flames, Adjustable Flame Speeds, Comes with One-Piece Log Set	\$ 1,349.00
RS36	Fire & Ice RusticStone 36" Indoor only Smart Built-In Electric Fireplace, WiFi Enabled, Programable Remote Control, Multi-Color Flames, Adjustable Flame Speeds, Comes with One-Piece Log Set	\$ 1,679.00
RS42	Fire & Ice RusticStone 42" Indoor only Smart Built-In Electric Fireplace, WiFi Enabled, Programable Remote Control, Multi-Color Flames, Adjustable Flame Speeds, Comes with One-Piece Log Set	\$ 1,909.00
Step Two	Choose a Log-Set (Optional)	
Note	refer to page 5, log-set pricing	
Step Three	Choose a Trim (Optional)	
RS30-3	Fire & Ice RusticStone - 3 Sided Trim Kit for the RS30	\$ 339.00
RS30-4	Fire & Ice RusticStone - 4 Sided Trim Kit for the RS30	\$ 449.00
RS36-3	Fire & Ice RusticStone - 3 Sided Trim Kit for the RS36	\$ 339.00
RS36-4	Fire & Ice RusticStone - 4 Sided Trim Kit for the RS36	\$ 449.00
RS42-3	Fire & Ice RusticStone - 3 Sided Trim Kit for the RS42	\$ 339.00
RS42-4	Fire & Ice RusticStone - 4 Sided Trim Kit for the RS42	\$ 449.00
Step Four	Choose a Pedestal Display (Optional)	
RS36-BLK-PDS	Contemporary Pedestal Display with Storage Compartment for RS36 - Blk Color	\$ 599.00
RS42-BLK-PDS	Contemporary Pedestal Display with Storage Compartment for RS42 - Blk Color	\$ 649.00



LumaForest 48

## TECH SPECIFICATIONS



Product Model	W	D	H	W1	H1	D1
LF48	47.17" 119.8cm	12.32" 31.3cm	22.24" 56.5cm	45" 11.8cm	16.93" 43cm	9.41" 23.9cm
LF63	62.91" 159.8cm	12.32" 31.3cm	22.24" 56.5cm	61" 154cm	16.93" 43cm	9.41" 23.9cm

## FEATURES



- 1 year warranty
- Canopy and Tray Lighting: Enhance ambiance.
- Flame Colors: offering yellow, orange, and blue with the possibility for personalized blends of colors.
- Three-sided glass, adaptable to any room size or layout — suitable for corners or wall-hung installations, with pre-installed rear brackets.
- option of 11 color Customizable Lighting Effects.
- Efficient heat distribution for a cozy environment.
- Convenient Remote Control, included with every fireplace.
- Easily adjust settings and create your ideal ambiance.
- Patented design for superior performance.

TV-Safe Installation: Can be safely installed beneath a TV without risk of heat damage.

- Variable Heat with Thermostat: Adjustable heat settings with programmable thermostat for personalized comfort.
- Variable Flame Controls: Customize flame speed and intensity to suit your mood.
- 120 Volt Plug: Easy plug-in installation for hassle-free setup.
- Hardwire-able for 10,000 BTU: Upgrade to hardwiring for increased heating power.

## DECORATIVE MEDIA & ACCESSORIES

- **Included Media** – Comes complete with a remote and a split log set designed specifically for each size.



PART NUMBER	DESCRIPTION	2026 MSRP
Step One		
Choose Size (Includes Remote and Standard Log Set, Exclusive to LumaForest)		
LF48	48" Indoor only 3 Sided Built-In Smart Built-In Electric Fireplace, WiFi Enabled, Programmable Remote Control, Multi-Color Flames, Adjustable Flame Speeds, Comes with 10PCE Split Log Set and Tray Media	\$3,599.00
LF63	63" Indoor only 3 Sided Built-In Smart Built-In Electric Fireplace, WiFi Enabled, Programmable Remote Control, Multi-Color Flames, Adjustable Flame Speeds, Comes with 12PCE Split Log Set and Tray Media	\$3,999.00
Step Two		
Choose a Log-Set (Optional)		
DESIGN-MEDIA-14PCE	RUSTIC - 14 Piece Deluxe Media Kit Includes: 14 logs, stones, pebbles & embers	\$789.00
DESIGN-MEDIA-15PCE	DRIFTWOOD - 15 Piece Deluxe Media Kit Includes: 15 logs, stones, pebbles & embers	\$789.00
DESIGN-MEDIA-BIRCH-15PCE	BIRCH - 15 Piece Deluxe Media Kit Includes: 15 logs, stones, pebbles & embers	\$789.00
DESIGN-MEDIA-BIRCH-12PCE-LARGE	BIRCH - 12 large logs. Recommended for TRD 38", 44", 48", Tru View XL, Tru View XT-XL, Panorama -BI Deep XT, SYM XT	\$789.00
DESIGN-MEDIA-SPLIT-LOG-16PCE	SPLIT LOG - 16 Piece Deluxe Media Kit Includes: 16 logs, stones, pebbles & embers	\$899.00
DESIGN-MEDIA-OAK-18PCE	OAK - 18 Piece Deluxe Media Kit Includes: 18 logs, stones, pebbles & embers	\$899.00
LITLOG-6PCE	6 Piece Fire logs with LED Lights inside	\$449.00
LOGCHIPS-LG	Large Log Chips	\$139.00
LOGCHIPS-SM	Small Log Chips	\$99.00
DESIGN-MEDIA-TIMBERLUX-19PCE <sup>*New</sup>	TIMBERLUX – 19 Piece Real Wood Media Kit Includes: 19 Pieces Real Wood Logs, Pinecones, Bark and Wood Chips (Pre-order)	\$749.00
Step Three		
Choose a Pedestal Display (Optional)		
LF48-BLK-PDS	Contemporary Pedestal Display with Storage Compartment for LF48 - Blk Color	\$ 549.00
LF63-BLK-PDS	Contemporary Pedestal Display with Storage Compartment for LF63 - Blk Color	\$ 639.00



TRV-55-SIG

## TECH SPECIFICATIONS

Sleek Design: Features a clean, trimless face for a seamless and modern finish that integrates effortlessly into any space.

Product Model	W	D	H
MULTIVIEW-HOLO-55-SIG	55" 139.7cm	19 7/8" 50.4cm	26 9/16" 67.5cm
MULTIVIEW-HOLO-75-SIG	75" 190.5cm	19 7/8" 50.4cm	26 9/16" 67.5cm



FEATURES



- Ultra-realistic holographic flame display
- Advanced heating options for year-round comfort with the ability to have no heat.
- New smoke and sparks effect for added realism
- Dynamic fuel bed with lifelike log set and glowing embers
- Internal illumination mimicking natural charring and warmth
- Smart control via Wi-Fi, Bluetooth, sound effects, and mobile app for full customztio Programmable timer & thermostat allows you to decide the temperature of the room. Set the fireplace to turn on before you arrive home or have it automatically turn on when the weather is cold.
- Smart Room Temperature Control - 59°F - 82°F or 15°C - 28°C
- Easy Installation: Vent-free design lets you place your fireplace anywhere, with complete flexibility.
- Eco-Friendly Heating: Zero-emission electric fireplace providing a sustainable and efficient warmth solution.
- Multi-colored flames: Choose from traditional warm tones or modern hues like blue, green, pink, and purple.
- Durable and reliable: Built to last with high-quality materials and technology.
- Customizable ambiance: Adjust flame height, color, and glow to match your mood.
- Versatile Installation: Can be installed in multiple configurations—Single-Sided, Right Corner, Left Corner, or Bay.

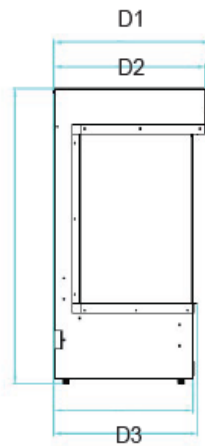
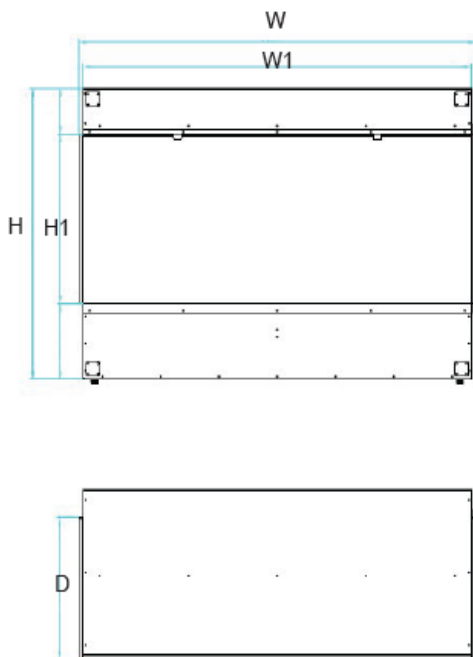
PART NUMBER	DESCRIPTION	2026 MSRP
Step One	Choose Size (Includes Remote, GratPulsating Lit logs, Glowing Logs, and Customizable Log Set)	
MULTIVIEW-HOLO-55-SIG	Amantii Signature 55" Indoor 3-Sided Built-In Electric Fireplace -Featuring Dual-Screen Flame Projection, WiFi Connectivity, Programmable Remote, Built-In Speaker, Customizable Flame Effects, Ember Bed Lighting, and Multiple Log Media including Pulsating Lit logs, Glowing Logs, and Customizable Log Set.	\$ 7,499.00
MULTIVIEW-HOLO-75-SIG	Amantii Signature 75" Indoor 3-Sided Built-In Electric Fireplace -Featuring Dual-Screen Flame Projection, WiFi Connectivity, Programmable Remote, Built-In Speaker, Customizable Flame Effects, Ember Bed Lighting, and Multiple Log Media including Pulsating Lit logs, Glowing Logs, and Customizable Log Set.	\$ 8,999.00
Step Two	Optional Pedestal	
HOLO-55-BLK-PDS	Contemporary Pedestal Display with Storage Compartment for MULTIVIEW-HOLO-55-SIG - Blk Color	\$ 699.00
HOLO-75-BLK-PDS	Contemporary Pedestal Display with Storage Compartment for MULTIVIEW-HOLO-75-SIG - Blk Color	\$ 899.00



SIGNATURE TRU VIEW Shown with Split

## TECH SPECIFICATIONS

Sleek Design: Features a clean, trimless face for a seamless and modern finish that integrates effortlessly into any space.



PRODUCT MODEL	W	D	H	W1	H1	D1	D2	H2	D3
TRV-55-SIG (TRV-142-SIG)	56 1/4" 142.8cm	20 1/4" 51.4cm	37 3/4" 95.8cm	56 1/4" 142.8cm	22" 55cm	22" 55cm	21 1/2" 54.6cm	38 3/8" 97.4cm	19 5/8" 49.8cm
TRV-75-SIG (TRV-193-SIG)	75" 193cm	21" 51.4cm	37 3/4" 95.8cm	75" 193cm	22" 55cm	22" 55cm	21 1/2" 54.6cm	38 3/8" 97.4cm	19 5/8" 49.8cm

## FEATURES



- Three-Sided Glass Design – Now featuring a sleek, modern three-sided glass enclosure that creates a deeper viewing area and allows for a panoramic display of the flame effect, enhancing both ambiance and architectural appeal.
- Optimyst® Flame Effect – Revolutionary, patented ultrasonic technology produces a fine mist of water vapour to create the illusion of flames and smoke. The plumbed water supply kit is included
- Flame Intensity Adjustment – Allows you to control the flame volume according to your preference.
- Continuous Water Supply – included plumbing water supply kit to ensure uninterrupted operation without the need for refilling water tanks.
- Zero Emissions – The most sustainable fireplace option; no emissions and 100% efficient.
- Innovative Fusion – A groundbreaking concept that seamlessly combines the warmth of a flame, exceptional quality, and immersive sound—introducing a fireplace with integrated audio.
- This model can only be built-in.
- Fire & Sound – Two (2) quality audio speakers deliver a crackling sound. The audio is an ON/OFF feature that can be controlled through the WiFi app. Available on the Google play store and the Apple App Store.
- Intuitive Remote (included) – Colorful Intuitive remote to adjust the flames, temperature, or timer. Patented Thermostatic remote. Can be set, adjusted, and programmed for your fireplace to turn on when you want and at the temperature you want.
- Flame Presentation – State of the art flame presentation: Vibrant, multi-colored state of the art flame presentation – change from Yellow to Orange to Red with just a click of the remote.
- WiFi App – For complete control from any room. Set the fireplace to turn on before arriving home, or have it turn on automatically when the weather is cold.
- Bluetooth Connectivity – Featuring a fireplace with high quality audio from Bluetooth speakers.
- Our tech specifications proudly detail 12.5 Amps dedicated to our fireplace with the heater on, complemented by 3.83 Amps for the Dimplex cassette, culminating in a total requirement of 17 Amps when the heater is set to high.

## DECORATIVE MEDIA &amp; ACCESSORIES



## MEDIA OPTIONS:



DESIGN-MEDIA-BIRCH-15PCE



DESIGN-MEDIA-DRIFT-15PCE



DESIGN-MEDIA-RUSTIC-14PCE



ICE-MEDIA-FI-109-DIAMOND



DESIGN-MEDIA-SPLIT-LOG-16PCE



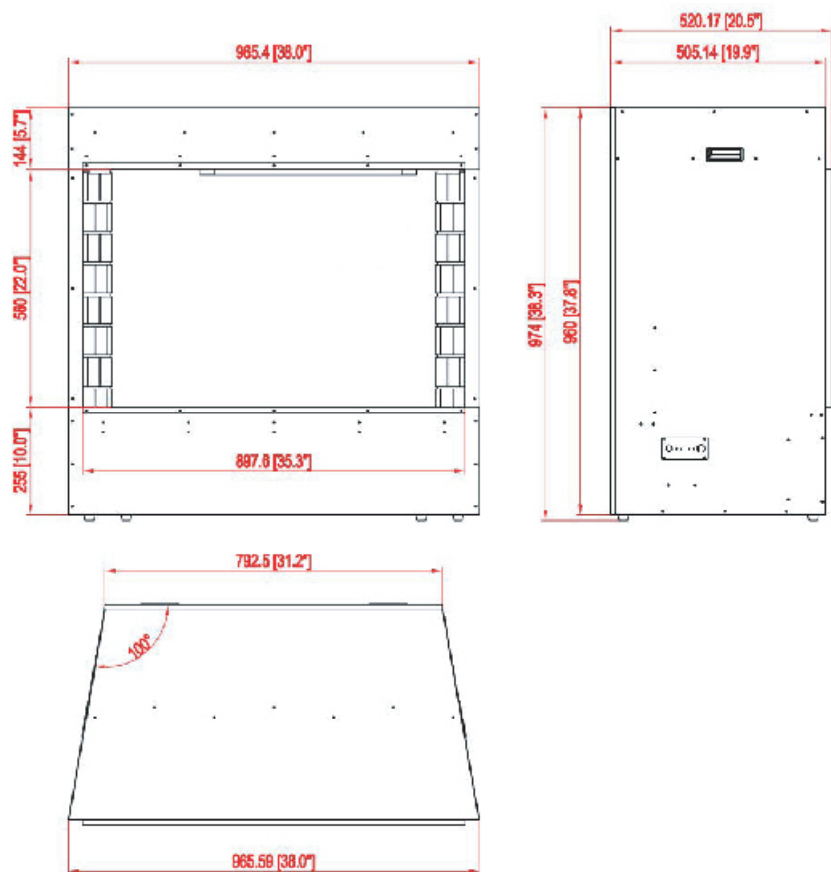
DESIGN-MEDIA-OAK-18PCE

PART NUMBER	DESCRIPTION	2026 MSRP
Step One		
	Choose Size (Includes Remote, Grate, LITLOG-6PCE, LOGCHIPS-LG, LOGC-HIPS-SM, and Glass Media)	
TRV-55-SIG	Amantii Signature 55" Indoor/Outdoor 3 Sided Built In Electric Fireplace, WiFi and Bluetooth Connectivity, Programmable Remote, Multi Speed Flame Motor, recommend to order 2 Optimyst ® Cassette 20" with this unit. Optional media kits available (sold separately)	\$4,599.00
TRV-75-SIG	Amantii Signature 75" Indoor/Outdoor 3 Sided Built In Electric Fireplace, WiFi and Bluetooth Connectivity, Programmable Remote, Multi Speed Flame Motor, recommend to order 3 Optimyst ® Cassette 20" with this unit. Optional media kits available (sold separately)	\$5,699.00
Step Two		
	Opti-myst Cassette + Plumbing Kit (Recommended)	
CDFI500-PRO	Optimyst ® Cassette 20" Built-In water vapor fireplace - only available with the purchase of an BI-TRD-SIG or TRV-SIG * Recommended	\$2,299.00
Step Three		
	Choose a Log-Set (Recommended)	
Fi-109-Diamond	Ice Media Kit Includes: 3 large glass rocks, 95 clear diamond media, 10 blue diamond media and a package of clear acrylic media	\$279.00
DESIGN-MEDIA-OAK-12PCE-LG	OAK - 12 Piece Media Kit Includes: 12 large Oak logs, 2 colors of vermiculite	\$449.00
DESIGN-MEDIA-14PCE	RUSTIC - 14 Piece Deluxe Media Kit Includes: 14 logs, stones, pebbles & embers	\$789.00
DESIGN-MEDIA-15PCE	DRIFTWOOD - 15 Piece Deluxe Media Kit Includes: 15 logs, stones, pebbles & embers	\$789.00
DESIGN-MEDIA-BIRCH-15PCE	BIRCH - 15 Piece Deluxe Media Kit Includes: 15 logs, stones, pebbles & embers	\$789.00
DESIGN-MEDIA-BIRCH-12PCE-LARGE	BIRCH - 12 large logs. Recommended for TRD 38", 44", 48", Tru View XL, Tru View XT-XL, Panorama -BI Deep XT, SYM XT	\$789.00
DESIGN-MEDIA-SPLIT-LOG-16PCE	SPLIT LOG - 16 Piece Deluxe Media Kit Includes: 16 logs, stones, pebbles & embers	\$899.00
DESIGN-MEDIA-OAK-18PCE	OAK - 18 Piece Deluxe Media Kit Includes: 18 logs, stones, pebbles & embers	\$899.00



## TECH SPECIFICATIONS

Sleek Design: Features a clean, trimless face for a seamless and modern finish that integrates effortlessly into any space.




## FEATURES



- Optimyst® Flame Effect – Patented ultrasonic mist creates realistic flames and smoke; plumbed water kit included.
- Flame Intensity Control – Easily adjust flame volume.
- Continuous Water Supply – No refilling needed with included plumbing kit.
- Zero Emissions – 100% efficient and eco-friendly.
- Innovative Fusion – Combines flame, high-end audio, and quality design.
- Built-In Only – This model must be installed as a built-in unit.
- Fire & Sound – Two speakers with ON/OFF crackling sound via WiFi app (Google Play & App Store).
- Intuitive Remote – Color remote controls flame, temperature, and timer; programmable thermostatic control included.
- Flame Presentation – Multi-color flames (Yellow, Orange, Red) with remote control.
- WiFi App – Full control from anywhere; schedule and automate settings.
- Bluetooth Audio – Stream music via built-in Bluetooth speakers.
- Power Requirements – 17 Amps total (12.5 Amps for heater, 3.83 Amps for Dimplex cassette).

## DECORATIVE MEDIA &amp; ACCESSORIES



## MEDIA OPTIONS



DESIGN-MEDIA-BIRCH-15PCE



DESIGN-MEDIA-DRIFT-15PCE



DESIGN-MEDIA-RUSTIC-14PCE



ICE-MEDIA-FI-109-DIAMOND



DESIGN-MEDIA-SPLIT-LOG-16PCE



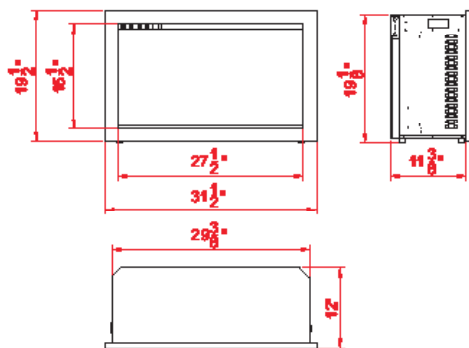
DESIGN-MEDIA-OAK-18PCE

PART NUMBER	DESCRIPTION	2026 MSRP
<b>Step One</b>		
	Choose Size (Includes Remote, Grate, Glowing Logs, LOGCHIPS-LG, LOGCHIPS-SM, and Glass Media)	
BI-TRD-38-SIG	Amantii Signature 38" Built In Electric Fireplace, WiFi and Bluetooth Connectivity, Programmable Remote, Multi Speed Flame Motor, recommend to order 1 Optimyst ® Cassette 20" with this unit. Optional media kits available (sold separately)	\$3,499.00
<b>Step Two</b>		
	Opti-myst Cassette + Plumbing Kit (Recommended)	
CDFI500-PRO	Optimyst ® Cassette 20" Built-In water vapor fireplace - only available with the purchase of an BI-TRD-SIG or TRV-SIG * Recommended	\$2,299.00
<b>Step Three</b>		
	Choose a Log-Set (Optional)	
DESIGN-MEDIA-14PCE	RUSTIC - 14 Piece Deluxe Media Kit Includes: 14 logs, stones, pebbles & embers	\$789.00
DESIGN-MEDIA-15PCE	DRIFTWOOD - 15 Piece Deluxe Media Kit Includes: 15 logs, stones, pebbles & embers	\$789.00
DESIGN-MEDIA-BIRCH-15PCE	BIRCH - 15 Piece Deluxe Media Kit Includes: 15 logs, stones, pebbles & embers	\$789.00
DESIGN-MEDIA-BIRCH-12PCE-LARGE	BIRCH - 12 large logs. Recommended for TRD 38", 44", 48", Tru View XL, Tru View XT-XL, Panorama -BI Deep XT, SYM XT	\$789.00
DESIGN-MEDIA-SPLIT-LOG-16PCE	SPLIT LOG - 16 Piece Deluxe Media Kit Includes: 16 logs, stones, pebbles & embers	\$899.00
DESIGN-MEDIA-OAK-18PCE	OAK - 18 Piece Deluxe Media Kit Includes: 18 logs, stones, pebbles & embers	\$899.00
<b>Step Two</b>		
	Choose a panel (Optional)	
SIG-38-BGL	Black Glass Liner for BI-TRD-38-SIG - 2 Pieces	\$309.00
SIG-38-BRL	Used Brick Red Liner for BI-TRD-38-SIG - 2 Pieces	\$309.00
SIG-38-WBL	Wenge Brown Liner for BI-TRD-38-SIG - 2 Pieces	\$309.00
SIG-38-DBL	Dark Brown Liner for BI-TRD-38-SIG - 2 Pieces	\$309.00

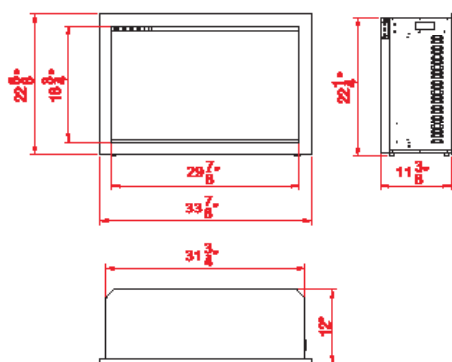


## TECH SPECIFICATIONS

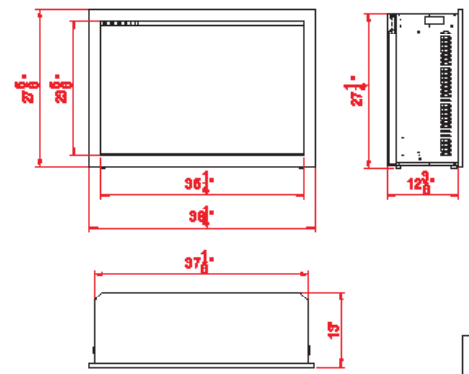
TRD-30-BESPOKE



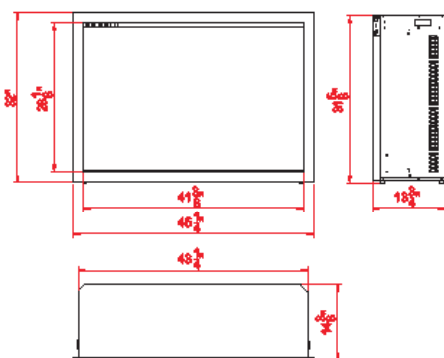
TRD-33-BESPOKE



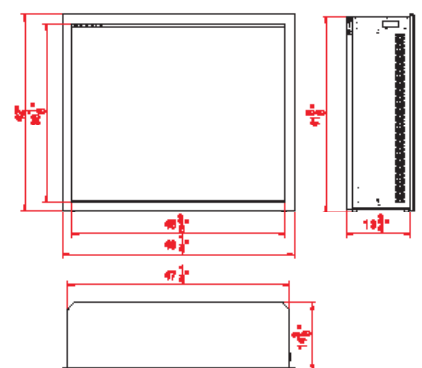
TRD-38-BESPOKE



TRD-44-BESPOKE



TRD-48-BESPOKE



## FEATURES



- 5-Year Warranty
- Fire & Sound – Dual speakers with ON/OFF crackling sound via WiFi app
- WiFi App Control – Control fireplace remotely (iOS & Android)
- Bluetooth Audio – Stream music directly through built-in speakers
- Programmable Timer & Thermostat – Auto-start based on time or weather
- Smart Temp Control – 59°F–82°F (15°C–28°C)
- Heating Capacity – 1465W / 5000 BTU, heats up to 500 sq. ft.
- Outdoor Approved – Suitable for outdoor installs\*
- Flexible Installation – Recessed or semi-flush with front flow heat & hidden vents
- Slim Trim Kit – Maximized viewing area with lifelike flames
- Customizable Flames – Adjustable brightness, speed & ember bed colors
- Whisper-Quiet Operation – Industry's quietest components
- Thermostatic Remote – Patented remote included
- Masonry Finish Option – Clean, stylish trim look

## DECORATIVE MEDIA & ACCESSORIES



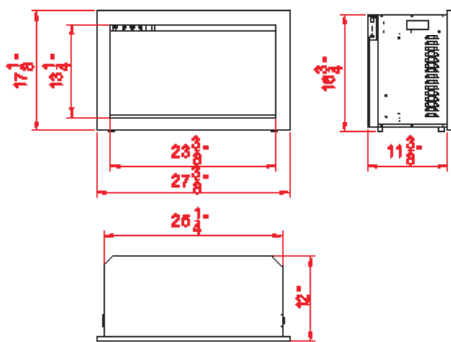
PART NUMBER	DESCRIPTION	2026 MSRP
<b>Step One</b>		
	<b>Choose Size (Includes remote, grate, glass media, and complementary glowing logs – 6 pieces)</b>	
TRD-30-BESPOKE	Traditional Bespoke - 30" Indoor/Outdoor Electric Fireplace Insert featuring WiFi and Bluetooth connectivity, multi-function remote, and real glass media included. Optional media kits available (sold separately).	\$2,299.00
TRD-33-BESPOKE	Traditional Bespoke - 33" Indoor/Outdoor Electric Fireplace Insert featuring WiFi and Bluetooth connectivity, multi-function remote, and real glass media included. Optional media kits available (sold separately).	\$2,799.00
TRD-38-BESPOKE	Traditional Bespoke - 38" Indoor/Outdoor Electric Fireplace Insert featuring WiFi and Bluetooth connectivity, multi-function remote, and real glass media included. Optional media kits available (sold separately).	\$3,199.00
TRD-44-BESPOKE	Traditional Bespoke - 44" Indoor/Outdoor Electric Fireplace Insert featuring WiFi and Bluetooth connectivity, multi-function remote, and real glass media included. Optional media kits available (sold separately).	\$3,599.00
TRD-48-BESPOKE	Traditional Bespoke - 48" Indoor/Outdoor Electric Fireplace Insert featuring WiFi and Bluetooth connectivity, multi-function remote, and real glass media included. Optional media kits available (sold separately).	\$4,299.00
<b>Step Two</b>		
	<b>Choose a Log-Set (Recommended)</b>	
Fi-109-Diamond	Ice Media Kit Includes: 3 large glass rocks, 95 clear diamond media, 10 blue diamond media and a package of clear acrylic media	\$279.00
DESIGN-MEDIA-OAK-12PCE-LG	OAK - 12 Piece Media Kit Includes: 12 large Oak logs, 2 colors of vermiculite	\$449.00
DESIGN-MEDIA-14PCE	RUSTIC - 14 Piece Deluxe Media Kit Includes: 14 logs, stones, pebbles & embers	\$789.00
DESIGN-MEDIA-15PCE	DRIFTWOOD - 15 Piece Deluxe Media Kit Includes: 15 logs, stones, pebbles & embers	\$789.00
DESIGN-MEDIA-BIRCH-15PCE	BIRCH - 15 Piece Deluxe Media Kit Includes: 15 logs, stones, pebbles & embers	\$789.00
DESIGN-MEDIA-SPLIT-LOG-16PCE	SPLIT LOG - 16 Piece Deluxe Media Kit Includes: 16 logs, stones, pebbles & embers	\$899.00
DESIGN-MEDIA-OAK-18PCE	OAK - 18 Piece Deluxe Media Kit Includes: 18 logs, stones, pebbles & embers	\$899.00
DESIGN-MEDIA-TIMBER-LUX-15PCE <i>*New</i>	TIMBERLUX – 15 Piece Real Wood Media Kit Includes: 15 Pieces Real Wood Logs, Pinecones, Bark and Wood Chips (Pre-order)	\$549.00
<b>Step Three</b>		
	<b>Choose a Trim (Optional)</b>	
AMTR33T	Square trim for TRD-33	\$369.00
AMTR38T	Square trim for TRD-38	\$409.00
AMTR44T	Square trim for TRD-44	\$449.00
AMTR48T	Square trim for TRD-48	\$539.00
AMTR33A	Arch trim for TRD-33	\$369.00
AMTR38A	Arch trim for TRD-38	\$409.00
AMTR44A	Arch trim for TRD-44	\$449.00
AMTR48A	Arch trim for TRD-48	\$539.00



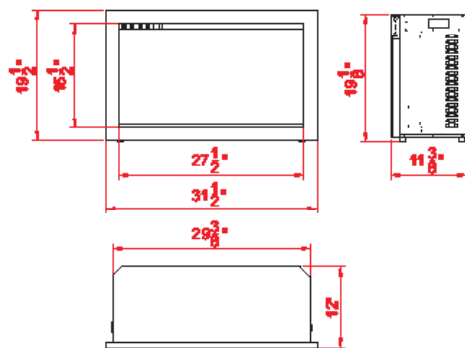
TRD-38-LUMINA-Arch Trim 12PCE Oak

## TECH SPECIFICATIONS

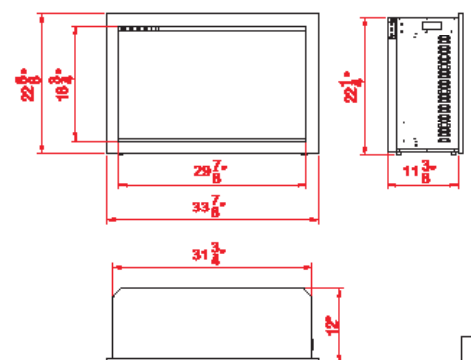
TRD-26 Lumina



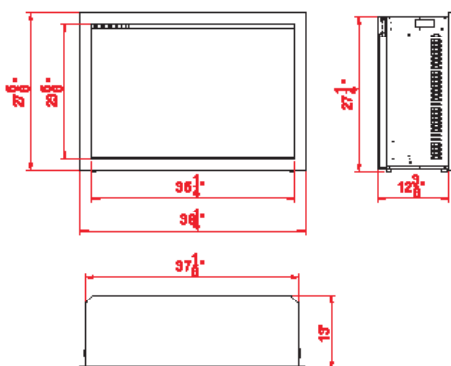
TRD-30 Lumina



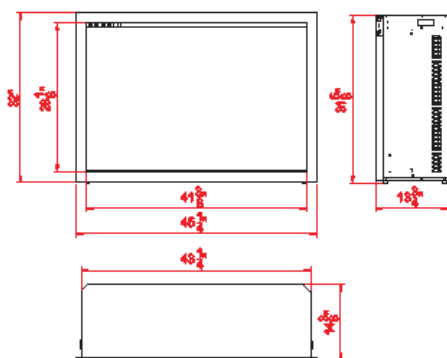
TRD-33 Lumina



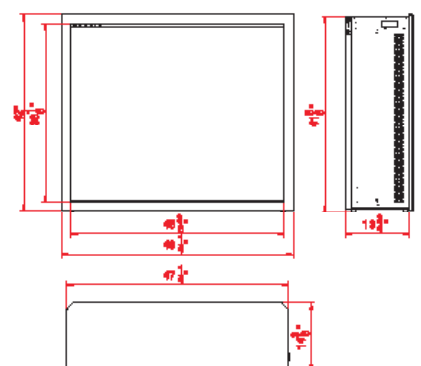
TRD-38 Lumina



TRD-44 Lumina



TRD-48 Lumina



## FEATURES



- 5-Year Warranty
- Fire & Sound – Dual speakers with ON/OFF crackling sound via WiFi app
- WiFi App Control – Control fireplace remotely (iOS & Android)
- Bluetooth Audio – Stream music directly through built-in speakers
- Programmable Timer & Thermostat – Auto-start based on time or weather
- Smart Temp Control – 59°F–82°F (15°C–28°C)
- Heating Capacity – 1465W / 5000 BTU, heats up to 500 sq. ft.
- Outdoor Approved – Suitable for outdoor installs\*
- Flexible Installation – Recessed or semi-flush with front flow heat & hidden vents
- Slim Trim Kit – Maximized viewing area with lifelike flames
- Customizable Flames – Adjustable brightness, speed & ember bed colors
- Whisper-Quiet Operation – Industry's quietest components
- Thermostatic Remote – Patented remote included
- Masonry Finish Option – Clean, stylish trim look

## DECORATIVE MEDIA & ACCESSORIES



DESIGN-MEDIA-OAK-12PCE-MD





PART NUMBER	DESCRIPTION	2026 MSRP
<b>Step One</b>		
	Choose Size (Includes a remote, Trim, Grate, 12PCE Oak, Clear Glass Media and complementary glowing logs – 6 pieces)	
TRD-26-LUMINA	Traditional Lumina 26" Indoor Outdoor Smart Electric Fireplace, WiFi Enabled, Programmable Remote Control, Multi Flame Speeds, Comes with Real Glass and Oak Log Set	\$1,699.00
TRD-30-LUMINA	Traditional Lumina 30" Indoor Outdoor Smart Electric Fireplace, WiFi Enabled, Programmable Remote Control, Multi Flame Speeds, Comes with Real Glass and Oak Log Set	\$1,999.00
TRD-33-LUMINA	Traditional Lumina 33" Indoor Outdoor Smart Electric Fireplace, WiFi Enabled, Programmable Remote Control, Multi Flame Speeds, Comes with Real Glass and Oak Log Set	\$2,199.00
TRD-38-LUMINA	Traditional Lumina 38" Indoor Outdoor Smart Electric Fireplace, WiFi Enabled, Programmable Remote Control, Multi Flame Speeds, Comes with Real Glass and Oak Log Set	\$2,599.00
TRD-44-LUMINA	Traditional Lumina 44" Indoor Outdoor Smart Electric Fireplace, WiFi Enabled, Programmable Remote Control, Multi Flame Speeds, Comes with Real Glass and Oak Log Set	\$3,199.00
TRD-48-LUMINA	Traditional Lumina 48" Indoor Outdoor Smart Electric Fireplace, WiFi Enabled, Programmable Remote Control, Multi Flame Speeds, Comes with Real Glass and Oak Log Set	\$3,799.00
<b>Step Two</b>		
	Choose a Log-Set (Optional)	
Note	refer to page 5, log-set pricing	
<b>Step Three</b>		
	Choose a Trim (Optional)	
AMTR33T	Square trim for TRD-33	\$369.00
AMTR38T	Square trim for TRD-38	\$409.00
AMTR44T	Square trim for TRD-44	\$449.00
AMTR48T	Square trim for TRD-48	\$539.00
AMTR33A	Arch trim for TRD-33	\$369.00
AMTR38A	Arch trim for TRD-38	\$409.00
AMTR44A	Arch trim for TRD-44	\$449.00
AMTR48A	Arch trim for TRD-48	\$539.00



TRD-33-LUMINA 12PCE Oak Square Trim

The TRD electric fireplace series now features two new trim styles to suit different aesthetic preferences: the Arch Trim and the Square Trim. These trims offer customers flexibility in integrating the fireplace with various room styles, from classic to contemporary.

Both trims are designed to enhance the TRD electric fireplace’s versatility, allowing homeowners to choose a style that best fits their room’s ambiance. Whether you want the refined elegance of the Arch or the streamlined sophistication of the Square, these trims provide a polished, custom look to elevate the atmosphere of any living space.

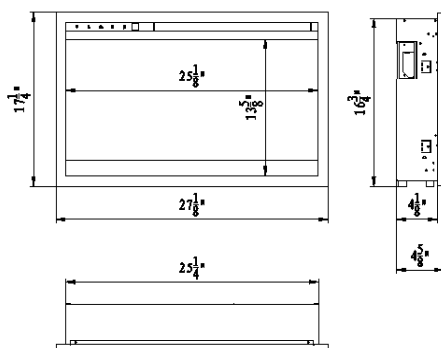


PART NUMBER	DESCRIPTION	2026 MSRP
AMTR33T	Square trim for TRD-33	\$369.00
AMTR38T	Square trim for TRD-38	\$409.00
AMTR44T	Square trim for TRD-44	\$449.00
AMTR48T	Square trim for TRD-48	\$539.00
AMTR33A	Arch trim for TRD-33	\$369.00
AMTR38A	Arch trim for TRD-38	\$409.00
AMTR44A	Arch trim for TRD-44	\$449.00
AMTR48A	Arch trim for TRD-48	\$539.00

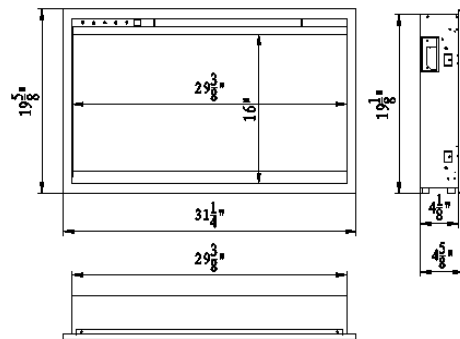


## TECH SPECIFICATIONS

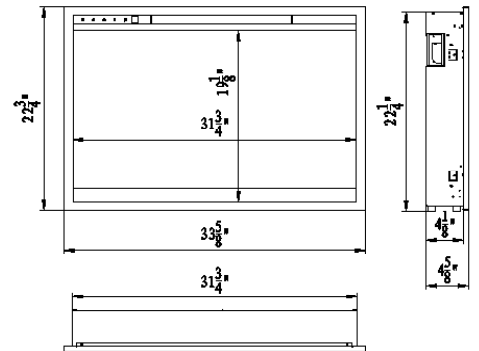
TRD-26-XS



TRD-30-XS



TRD-33-XS



## FEATURES



- Modern and sleek in design, this unit can be mounted or recessed into any 2" x 4" wall
- Unsurpassed, realistic flames can be enjoyed with or without the use of heat, allowing for year round use
- Clean and Seamless in Design: this fireplace features a full frame viewing area
- WiFi controls come standard
- Remote App- total control of your fireplace from the convenience of your mobile device
- Operate this fireplace from the comfort of your favorite spot with the included, full feature, remote control
- 2 Heater settings Low - 733W - High 1465W
- 5000 BTU's
- Included Accessories: Clear glass diamond, black powder coated surround and a full featured remote control
- 11 multi colors of up lighting that accent from the tray
- Flame options include: yellow, orange, and red. 5 settings in each color, so you can cycle through
- 3 Speed motor sets the flame speed option
- Smart Heater Control - Auto mode feature allows for the unit to operate under your ideal temperature setting
- Perfect for any commercial or residential space

## DECORATIVE MEDIA & ACCESSORIES

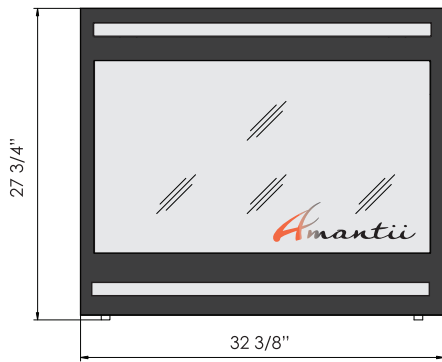
- **Included Media** – Clear glass diamonds, black powder coated surround and a full feature remote control



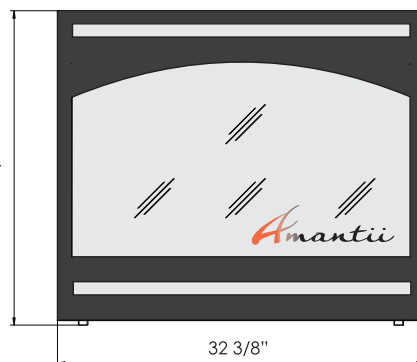
PART NUMBER	DESCRIPTION	2026 MSRP
<b>Step One</b> Choose Size (Includes Remote, Trim, Grate, and Clear Glass)		
TRD-26-XS	Traditional Xtraslim Smart Electric 26" WiFi Enabled Fireplace, Featuring a Multi Function Remote Control, Multi Flame Speeds and Clear Glass Media	\$1,699.00
TRD-30-XS	Traditional Xtraslim Smart Electric 30" WiFi Enabled Fireplace, Featuring a Multi Function Remote Control, Multi Flame Speeds and Clear Glass Media	\$1,899.00
TRD-33-XS	Traditional Xtraslim Smart Electric 33" WiFi Enabled Fireplace, Featuring a Multi Function Remote Control, Multi Flame Speeds and Clear Glass Media	\$2,099.00
<b>Step Two</b> Choose a Log Set (Optional)		
LOGSET-8PCE-XS	8 Piece Natural Wood log set (for use in electric fireplaces only)	\$169.00
DESIGN-MEDIA-OAK-14PCE-XS	OAK - 14 Piece Media Kit Includes: 14 small Oak logs, 2 colors of vermiculite	\$259.00



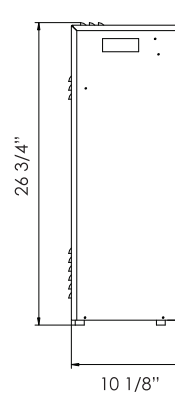
## TECH SPECIFICATIONS



ZECL-31-3228-STL-SQR



ZECL-31-3228-STL-ARCH



FEATURES

- Heater & Fan  
Flame operates with or without heat
- Hard-wire ready.  
Thermostat hard-wire ready
- Temperature maintenance control - keep your space warm and cozy
- Three light strips allow for yellow, orange, blue, violet and rose colored flames.
- Perfect for zone heating. Approx. 500 sq. ft. 5000 BTUs

DECORATIVE MEDIA & ACCESSORIES

- Included Media – The Zero Clearance series come with log set and a remote.



PART NUMBER	DESCRIPTION	2026 MSRP
Step One	Choose Size (Includes Remote, Trim, Grate, Design-Media 6PCE Logs, and Amber Glass)	
ZECL-31-3228-STL	31" Zero Clearance Electric Fireplace with a 6 Piece Log Set Included	\$1,399.00
STL-ARCH	Arch Surround for the ZECL 31-3228 STL	\$139.00
Step Two	Choose a Log-Set (Optional)	
LOGSET-10PCE-BIRCH	10 Piece Log Set Includes: 7 Piece Birch logs, 3 Piece Glowing Logs (for use in electric fireplaces only)	\$339.00
DESIGN-MEDIA-14PCE	RUSTIC - 14 Piece Deluxe Media Kit Includes: 14 logs, stones, pebbles & embers	\$789.00



ZECL-31-3228-STL- Rustic Log-set - STL-ARCH Surround



SYM-50-XT Bespoke 16PCE 5pin

## FEATURES



- 5 Year Warranty
- Fire & Sound – Two (2) quality audio speakers deliver a fire crackling sound. The audio is an ON/OFF feature that can be controlled through the WiFi app.
- WiFi compatible to connect and control the fireplace from your smartphone with the use of our app. Available on the Google play store and the Apple App Store.
- Bluetooth Connectivity – Featuring a fireplace with high quality audio from Bluetooth speakers. Simply pair your phone with the fireplace and press play on your smartphone.
- Programmable timer & thermostat allows you to decide the temperature of the room. Set the fireplace to turn on before you arrive home or have it automatically turn on when the weather is cold.
- Smart Room Temperature Control - 59°F - 82°F or 15°C - 28°C
- 1465W 5000 BTU, heats up to 500 Sq. Ft. May also be wired to 240 volts to increase the BTU output to 10,230, heats up to 900 Sq. Ft.
- Approved for Outdoor Installations\*
- Designed with front flow heating and hidden venting so that the unit can be recessed or semi flush mounted.
- A clear reduced trim kit allows for a large viewing area with true lifelike flames that can not be rivaled.
- Adjustable flame brightness and speed that can be turned on separately.
- Adjustable ember bed colors that allow for the possibility of auto mixing thousands of colors
- Most quiet and reliable components in the industry
- Patented thermostatic remote comes included
- Masonry finish to trim option

## FLAME PRESENTATION



**Yellow Flame**



**Orange Flame**



**Red Flame**

## DECORATIVE MEDIA & ACCESSORIES

Models include a remote, a grate, and glass media. Log sets are sold separately.

MEDIA OPTIONS:












DESIGN-MEDIA-BIRCH-15PCE

DESIGN-MEDIA-DRIFT-15PCE

DESIGN-MEDIA-RUSTIC-14PCE

DESIGN-MEDIA-OAK-18PCE

DESIGN-MEDIA-SPLIT-LOG-16PCE

ICE-MEDIA-FI-109-DIAMOND

DESIGN-MEDIA-OAK-12PCE-LG

\*Manufacturer guidelines regarding outdoor installation must be followed. Please refer to the owner's manual for additional information

PART NUMBER	DESCRIPTION	2026 MSRP
<b>Step One</b>		
	Choose Size (Includes remote, grate, glass media, and complementary glowing logs – 6 pieces)	
SYM-50-XT-BESPOKE	Symmetry Xtra Tall Bespoke - 50" Indoor / Outdoor Electric Built In featuring, WiFi Compatibility & Bluetooth Connectivity, MultiFunction Remote. Optional media kits available (sold separately)	\$3,999.00
SYM-60-XT-BESPOKE	Symmetry Xtra Tall Bespoke - 60" Indoor / Outdoor Electric Built In featuring, WiFi Compatibility & Bluetooth Connectivity, MultiFunction Remote. Optional media kits available (sold separately)	\$4,399.00
SYM-74-XT-BESPOKE	Symmetry Xtra Tall Bespoke - 72" Indoor / Outdoor Electric Built In featuring, WiFi Compatibility & Bluetooth Connectivity, MultiFunction Remote. Optional media kits available (sold separately)	\$4,699.00
SYM-88-XT-BESPOKE	Symmetry Xtra Tall Bespoke - 88" Indoor / Outdoor Electric Built In featuring, WiFi Compatibility & Bluetooth Connectivity, MultiFunction Remote. Optional media kits available (sold separately)	\$5,399.00
SYM-100-XT-BESPOKE	Symmetry Xtra Tall Bespoke - 100" Indoor / Outdoor Electric Built In featuring, WiFi Compatibility & Bluetooth Connectivity, MultiFunction Remote. Optional media kits available (sold separately)	\$5,799.00
<b>Step Two</b>		
Choose a Log-Set (Recommended)		
Fi-109-Diamond	Ice Media Kit Includes: 3 large glass rocks, 95 clear diamond media, 10 blue diamond media and a package of clear acrylic media	\$279.00
DESIGN-MEDIA-OAK-12PCE-LG	OAK - 12 Piece Media Kit Includes: 12 large Oak logs, 2 colors of vermiculite	\$449.00
DESIGN-MEDIA-14PCE	RUSTIC - 14 Piece Deluxe Media Kit Includes: 14 logs, stones, pebbles & embers	\$789.00
DESIGN-MEDIA-15PCE	DRIFTWOOD - 15 Piece Deluxe Media Kit Includes: 15 logs, stones, pebbles & embers	\$789.00
DESIGN-MEDIA-BIRCH-15PCE	BIRCH - 15 Piece Deluxe Media Kit Includes: 15 logs, stones, pebbles & embers	\$789.00
DESIGN-MEDIA-SPLITLOG-16PCE	SPLIT LOG - 16 Piece Deluxe Media Kit Includes: 16 logs, stones, pebbles & embers	\$899.00
DESIGN-MEDIA-OAK-18PCE	OAK - 18 Piece Deluxe Media Kit Includes: 18 logs, stones, pebbles & embers	\$899.00
DESIGN-MEDIA-TIMBER-LUX-19PCE <span style="color: red;">*New</span>	TIMBERLUX – 19 Piece Real Wood Media Kit Includes: 15 Pieces Real Wood Logs, Pinecones, Bark and Wood Chips (Pre-order)	\$749.00



SYM-88-Bespoke 109 ICE Media

## FEATURES



\*Manufacturer guidelines regarding outdoor installation must be followed. Please refer to the owner's manual for additional information

- 5 Year Warranty
- WiFi compatible to connect and control the fireplace from your smartphone with the use of our app. Available on the Google Play Store and the Apple App Store
- Bluetooth Connectivity – Featuring a fireplace with high quality audio from Bluetooth speakers. Simply pair your phone with the fireplace and press play on your smartphone
- Programmable timer & thermostat allows you to decide the temperature of the room. Set the fireplace to turn on before you arrive home or have it automatically turn on when the weather is cold.
- Smart Room Temperature Control 59°F - 82°F or 15°C - 28°
- 1465W – 5000 BTU, heats up to 500 Sq. Ft.
- 50000 hours lifetime LED light source
- Approved for Outdoor Installations\*
- Designed with front flow heating and hidden venting so that the unit can be recessed or semi flush mounted
- A clear reduced trim kit allows for a large viewing area with true lifelike flames that cannot be rivaled
- Adjustable flame brightness and speed that can be controlled independently..
- Adjustable ember bed colors that allow for the possibility of auto mixing thousand of colors
- Most quiet and reliable components in the industry
- Patented thermostatic remote comes included
- Masonry finish to trim option

## FLAME PRESENTATION



**Yellow Flame**



**Orange Flame**



**Red Flame**

## DECORATIVE MEDIA & ACCESSORIES

Models include a remote, a grate, and glass media. Log sets are sold separately.

MEDIA OPTIONS:				
	ICE-MEDIA-FI-109-DIAMOND	DESIGN-MEDIA-OAK-12PCE-MD	DESIGN-MEDIA-BIRCH-10PCE	EMBER MEDIA KIT
	PART NUMBER	DESCRIPTION		2026 MSRP
	Step One	Choose Size (Includes remote, grate, glass media, and complementary glowing logs – 6 pieces)		
	SYM-34-BESPOKE	Symmetry Bespoke - 34" Indoor / Outdoor Electric Built In Fireplace featuring, WiFi Compatibility & Bluetooth Connectivity, MultiFunction Remote. Optional media kits available (sold separately)		\$2,299.00
	SYM-42-BESPOKE	Symmetry Bespoke - 42" Indoor / Outdoor Electric Built In Fireplace featuring, WiFi Compatibility & Bluetooth Connectivity, MultiFunction Remote. Optional media kits available (sold separately)		\$2,499.00
	SYM-50-BESPOKE	Symmetry Bespoke - 50" Indoor / Outdoor Electric Built In Fireplace featuring, WiFi Compatibility & Bluetooth Connectivity, MultiFunction Remote. Optional media kits available (sold separately)		\$2,699.00
	SYM-60-BESPOKE	Symmetry Bespoke - 60" Indoor / Outdoor Electric Built In Fireplace featuring, WiFi Compatibility & Bluetooth Connectivity, MultiFunction Remote. Optional media kits available (sold separately)		\$2,899.00
	SYM-74-BESPOKE	Symmetry Bespoke - 74" Indoor / Outdoor Electric Built In Fireplace featuring, WiFi Compatibility & Bluetooth Connectivity, MultiFunction Remote. Optional media kits available (sold separately)		\$3,299.00
	SYM-88-BESPOKE	Symmetry Bespoke - 88" Indoor / Outdoor Electric Built In Fireplace featuring, WiFi Compatibility & Bluetooth Connectivity, MultiFunction Remote. Optional media kits available (sold separately)		\$3,599.00
	SYM-100-BESPOKE	Symmetry Bespoke - 100" Indoor / Outdoor Electric Built In Fireplace featuring, WiFi Compatibility & Bluetooth Connectivity, MultiFunction Remote. Optional media kits available (sold separately)		\$3,899.00
	Step Two	Choose a Log-Set (Recommended)		
	LOGSET-10PCE-BIRCH	10 Piece Log Set Includes: 7 Piece Birch logs, 3 Piece Glowing Logs (for use in electric fireplaces only)		\$339.00
	DESIGN-MEDIA-OAK-12PCE-MD	OAK - 12 Piece Media Kit Includes: 12 medium Oak logs, 2 colors of vermiculite		\$339.00
	Fi-109-Diamond	Ice Media Kit Includes: 3 large glass rocks, 95 clear diamond media, 10 blue diamond media and a package of clear acrylic media		\$279.00





SYM-60-XT 15PCE Birch

## FEATURES



- Glass viewing area is 18" tall with no unsightly venting visible
- Two flame style patterns - standard and more traditional - you choose!
- Choose from combinations of yellow, orange and red colored flames.
- Flame operates with or without heat, perfect for zone heating
- Choose from 11 color settings of canopy lighting (10 colors and a cycle thru setting)
- Touch pad for convenient control of features with temperature display.
- WiFi compatible to connect and control the fireplace from your smart phone with the use of our app. Available on the Google Play Store and the Apple App Store
- Approved for Outdoor Installations
- Most quiet and reliable components in the industry
- Patented thermostatic remote comes included
- Three flame speed motor
- Programmable timer & thermostat allows you to decide the temperature of the room. Set your fireplace to turn on before you arrive home or have it automatically turn on when the weather is cold



DESIGN-MEDIA-SPLITLOG-16PCE

## DECORATIVE MEDIA & ACCESSORIES

Models include a remote, a grate, and glass media. Log sets are sold separately.

MEDIA OPTIONS:

DESIGN-MEDIA-BIRCH-15PCE

DESIGN-MEDIA-DRIFT-15PCE

DESIGN-MEDIA-RUSTIC-14PCE

DESIGN-MEDIA-SPLIT-LOG-16PCE

DESIGN-MEDIA-OAK-18PCE

ICE-MEDIA-FI-109-DIAMOND

\*Manufacturer guidelines regarding outdoor installation must be followed. Please refer to the owner's manual for additional information

PART NUMBER	DESCRIPTION	2026 MSRP
<div>Step One</div> <div>Choose Size (Includes remote, grate, glass media, and complementary glowing logs – 6 pieces)</div>		
SYM-34-XT	Symmetry Xtra Tall Smart Electric 34" Indoor / Outdoor WiFi Enabled Fireplace, Featuring a MultiFunction Remote Control , Multi Speed Flame Motor. Optional media kits available (sold separately)	\$2,099.00
SYM-42-XT	Symmetry Xtra Tall Smart Electric 42" Indoor / Outdoor WiFi Enabled Fireplace, Featuring a MultiFunction Remote Control , Multi Speed Flame Motor. Optional media kits available (sold separately)	Refer to Lumina
SYM-50-XT	Symmetry Xtra Tall Smart Electric 50" Indoor / Outdoor WiFi Enabled Fireplace, Featuring a MultiFunction Remote Control , Multi Speed Flame Motor. Optional media kits available (sold separately)	\$3,199.00
SYM-60-XT	Symmetry Xtra Tall Smart Electric 60" Indoor / Outdoor WiFi Enabled Fireplace, Featuring a MultiFunction Remote Control , Multi Speed Flame Motor. Optional media kits available (sold separately)	Refer to Lumina
SYM-74-XT	Symmetry Xtra Tall Smart Electric 74" Indoor / Outdoor WiFi Enabled Fireplace, Featuring a MultiFunction Remote Control , Multi Speed Flame Motor. Optional media kits available (sold separately)	Refer to Lumina
SYM-88-XT	Symmetry Xtra Tall Smart Electric 88" Indoor / Outdoor WiFi Enabled Fireplace, Featuring a MultiFunction Remote Control , Multi Speed Flame Motor. Optional media kits available (sold separately)	\$4,299.00
SYM-100-XT	Symmetry Xtra Tall Smart Electric 100" Indoor / Outdoor WiFi Enabled Fireplace, Featuring a MultiFunction Remote Control , Multi Speed Flame Motor. Optional media kits available (sold separately)	\$4,599.00
<div>Step Two</div> <div>Choose a Log-set (Recommended)</div>		
Fi-109-Diamond	Ice Media Kit Includes: 3 large glass rocks, 95 clear diamond media, 10 blue diamond media and a package of clear acrylic media	\$279.00
DESIGN-MEDIA-OAK-12PCE-LG	OAK - 12 Piece Media Kit Includes: 12 large Oak logs, 2 colors of vermiculite	\$449.00
DESIGN-MEDIA-14PCE	RUSTIC - 14 Piece Deluxe Media Kit Includes: 14 logs, stones, pebbles & embers	\$789.00
DESIGN-MEDIA-15PCE	DRIFTWOOD - 15 Piece Deluxe Media Kit Includes: 15 logs, stones, pebbles & embers	\$789.00
DESIGN-MEDIA-BIRCH-15PCE	BIRCH - 15 Piece Deluxe Media Kit Includes: 15 logs, stones, pebbles & embers	\$789.00
DESIGN-MEDIA-SPLITLOG-16PCE	SPLIT LOG - 16 Piece Deluxe Media Kit Includes: 16 logs, stones, pebbles & embers	\$899.00
DESIGN-MEDIA-OAK-18PCE	OAK - 18 Piece Deluxe Media Kit Includes: 18 logs, stones, pebbles & embers	\$899.00
DESIGN-MEDIA-TIMBER-LUX-19PCE <span>*New</span>	TIMBERLUX – 19 Piece Real Wood Media Kit Includes: 15 Pieces Real Wood Logs, Pinecones, Bark and Wood Chips (Pre-order)	\$749.00



SYM-60-XT-Lumina Split Log-set

## FEATURES



- Glass viewing area is 18" tall with no unsightly venting visible
- WiFi compatible to connect and control the fireplace from your smartphone with the use of our app. Available on the Google play store and the Apple App Store.
- Programmable timer & thermostat allows you to decide the temperature of the room. Set the fireplace to turn on before you arrive home or have it automatically turn on when the weather is cold.
- Smart Room Temperature Control – 59°F – 82° F or 15°C – 28°C
- Patented thermostatic remote comes included
- Masonary finish to trim option
- Most quiet and reliable components in the industry
- 1465W 5000 BTU, heats up to 500 Sq. Ft. May also be wired to 240 volts to increase the BTU output to 10,230, heats up to 900 Sq. Ft.
- 50000 hours lifetime LED light source
- Approved for Outdoor Installations\*
- Designed with front flow heating and hidden venting so that the unit can be recessed or semiflush mounted.
- A clear reduced trim kit allows for a large viewing area with true lifelike flames that can not be rivaled.
- Adjustable flame brightness and speed that can be turned on separately.
- Adjustable ember bed colors that allow for the possibility of auto mixing thousands of colors





SYM-50-XT-Lumina Rustic 14PCE Log-set -SYM-50-XT-BLK-PDS

## DECORATIVE MEDIA & ACCESSORIES


Models include a remote, a grate, and glass media. Log sets are sold separately.


MEDIA OPTIONS:












\*Manufacturer guidelines regarding outdoor installation must be followed. Please refer to the owner's manual for additional information

PART NUMBER	DESCRIPTION	2026 MSRP
<b>Step One</b>		
	<b>Choose Size (Includes Remote, Trim, Grate, Glass Media, and Glowing Logs)</b>	
SYM-34-XT-LUMINA	Symmetry Xtra Tall LUMINA 34" Indoor Outdoor Built In Smart Electric Fireplace, WiFi Enabled, Programable Remote Control , Multi Speed Flame, Comes with Real Glass, Glowing Log Media. Optional media kits available (sold separately)	Coming Soon
SYM-42-XT-LUMINA	Symmetry Xtra Tall LUMINA 42" Indoor Outdoor Built In Smart Electric Fireplace, WiFi Enabled, Programable Remote Control , Multi Speed Flame, Comes with Real Glass, Glowing Log Media. Optional media kits available (sold separately)	\$2,499.00
SYM-50-XT-LUMINA	Symmetry Xtra Tall LUMINA 50" Indoor Outdoor Built In Smart Electric Fireplace, WiFi Enabled, Programable Remote Control , Multi Speed Flame, Comes with Real Glass, Glowing Log Media. Optional media kits available (sold separately)	Coming Soon
SYM-60-XT-LUMINA	Symmetry Xtra Tall LUMINA 60" Indoor Outdoor Built In Smart Electric Fireplace, WiFi Enabled, Programable Remote Control , Multi Speed Flame, Comes with Real Glass, Glowing Log Media. Optional media kits available (sold separately)	\$3,599.00
SYM-74-XT-LUMINA	Symmetry Xtra Tall LUMINA 74" Indoor Outdoor Built In Smart Electric Fireplace, WiFi Enabled, Programable Remote Control , Multi Speed Flame, Comes with Real Glass, Glowing Log Media. Optional media kits available (sold separately)	\$3,999.00
SYM-88-XT-LUMINA	Symmetry Xtra Tall LUMINA 88" Indoor Outdoor Built In Smart Electric Fireplace, WiFi Enabled, Programable Remote Control , Multi Speed Flame, Comes with Real Glass, Glowing Log Media. Optional media kits available (sold separately)	Coming Soon
SYM-100-XT-LUMINA	Symmetry Xtra Tall LUMINA 100" Indoor Outdoor Built In Smart Electric Fireplace, WiFi Enabled, Programable Remote Control , Multi Speed Flame, Comes with Real Glass, Glowing Log Media. Optional media kits available (sold separately)	Coming Soon
<b>Step Two</b>		
	<b>Choose a Log-set (Recommended)</b>	
Fi-109-Diamond	Ice Media Kit Includes: 3 large glass rocks, 95 clear diamond media, 10 blue diamond media and a package of clear acrylic media	\$279.00
DESIGN-MEDIA-OAK-12PCE-LG	OAK - 12 Piece Media Kit Includes: 12 large Oak logs, 2 colors of vermiculite	\$449.00
DESIGN-MEDIA-14PCE	RUSTIC - 14 Piece Deluxe Media Kit Includes: 14 logs, stones, pebbles & embers	\$789.00
DESIGN-MEDIA-15PCE	DRIFTWOOD - 15 Piece Deluxe Media Kit Includes: 15 logs, stones, pebbles & embers	\$789.00
DESIGN-MEDIA-BIRCH-15PCE	BIRCH - 15 Piece Deluxe Media Kit Includes: 15 logs, stones, pebbles & embers	\$789.00
DESIGN-MEDIA-SPLIT-LOG-16PCE	SPLIT LOG - 16 Piece Deluxe Media Kit Includes: 16 logs, stones, pebbles & embers	\$899.00
DESIGN-MEDIA-OAK-18PCE	OAK - 18 Piece Deluxe Media Kit Includes: 18 logs, stones, pebbles & embers	\$899.00
DESIGN-MEDIA-TIMBER-LUX-19PCE <span style="color: red;">*New</span>	TIMBERLUX – 19 Piece Real Wood Media Kit Includes: 15 Pieces Real Wood Logs, Pinecones, Bark and Wood Chips (Pre-order)	\$749.00



SYM-74-Lumina MD-12PCE Oak

## FEATURES

- Patented Thermostatic Remote Control
- Clear Reduced Trim Kit
- Masonry Finish to Trim Option
- 1465W 5000 BTU, heat up 400 sq ft room
- Smart Room Temperature Control 59°F–82°F or 15°C–28°C
- Improved Flame Effect
- Adjustable Flame Brightness
- Adjustable Flame Speed
- Adjustable Ember Bed Colors with possibility to auto mix thousands of colors
- Timer: Regular Timer (1–8 hours) and 7-Day Pre-Set Timer
- Flame and Ember Bed Glow can be on separately
- Whisper quiet heater/fan – “the most quiet fireplace in industry”
- Improved 11 Color Downlight
- Designed with front flow heating with hidden venting so that the unit can be recessed or semi flush mounted
- Slim frame that features a large viewing area with true life like LED flames that cannot be rivaled
- Programmable timer for automatic turn on or off at any set time. Set the fireplace to turn on before you arrive home or have it automatically turn on when the weather is cold.
- Thermostatic remote comes included
- Two unique flame styles – standard or more traditional
- The most reliable components in industry

DECORATIVE MEDIA & ACCESSORIES

Models comes with DESIGN-MEDIA-OAK-12PCE-MD, decorative glass media, surround, and a remote.



DESIGN-MEDIA-OAK-12PCE-MD



FLAME PRESENTATION



**Yellow Flame**



**Orange Flame**



**Red Flame**

PART NUMBER	DESCRIPTION	2026 MSRP
SYM-34-LUMINA	Symmetry Lumina 34" Indoor Outdoor Built In Smart Electric Fireplace, WiFi Enabled, Programmable Remote Control , Multi Speed Flame, Comes with Real Glass and Oak Log Set	\$1,899.00
SYM-42-LUMINA	Symmetry Lumina 42" Indoor Outdoor Built In Smart Electric Fireplace, WiFi Enabled, Programmable Remote Control , Multi Speed Flame, Comes with Real Glass and Oak Log Set	\$2,099.00
SYM-50-LUMINA	Symmetry Lumina 50" Indoor Outdoor Built In Smart Electric Fireplace, WiFi Enabled, Programmable Remote Control , Multi Speed Flame, Comes with Real Glass and Oak Log Set	\$2,399.00
SYM-60-LUMINA	Symmetry Lumina 60" Indoor Outdoor Built In Smart Electric Fireplace, WiFi Enabled, Programmable Remote Control , Multi Speed Flame, Comes with Real Glass and Oak Log Set	\$2,599.00
SYM-74-LUMINA	Symmetry Lumina 74" Indoor Outdoor Built In Smart Electric Fireplace, WiFi Enabled, Programmable Remote Control , Multi Speed Flame, Comes with Real Glass and Oak Log Set	\$2,999.00
SYM-88-LUMINA	Symmetry Lumina 88" Indoor Outdoor Built In Smart Electric Fireplace, WiFi Enabled, Programmable Remote Control , Multi Speed Flame, Comes with Real Glass and Oak Log Set	\$3,399.00
SYM-100-LUMINA	Symmetry Lumina 100" Indoor Outdoor Built In Smart Electric Fireplace, WiFi Enabled, Programmable Remote Control , Multi Speed Flame, Comes with Real Glass and Oak Log Set	\$3,699.00



SYM-60-LUMINA Design Media OAK 12PCE MED



SYM-SLIM-WM-60-XS Clear Glass Media

## FEATURES

- 1465W – 5000 BTU, heats up to 500 Sq. Ft.
- 50000 hours lifetime LED light source
- A clear reduced trim kit allows for a large viewing area with true lifelike flames that can not be rivaled
- Adjustable flame brightness and speed that can be turned on separately.
- Adjustable ember bed colors that allow for the possibility of auto mixing thousand of colors
- Most quiet and reliable components in the industry
- Patented thermostatic remote comes included
- 11 multi-colors of uplighting that accent from the tray
- Flame options include: yellow, orange, and red. 5 settings in each color, so you can cycle through
- 1 Speed motor sets the flame speed option
- Modern and sleek in design, this unit can be mounted or recessed into any 2" x 4" wall
- Unsurpassed, realistic flames can be enjoyed with or without the use of heat, allowing for year-round use
- Clean and Seamless in Design: this fireplace features a full-frame viewing area
- Operate this fireplace from the comfort of your favorite spot with the included, full feature, remote control

## DECORATIVE MEDIA &amp; ACCESSORIES

- Included Media – Clear glass diamonds, black powder coated surround and a full feature remote control



\*Manufacturer guidelines regarding outdoor installation must be followed. Please refer to the owner's manual for additional information

## FLAME PRESENTATION

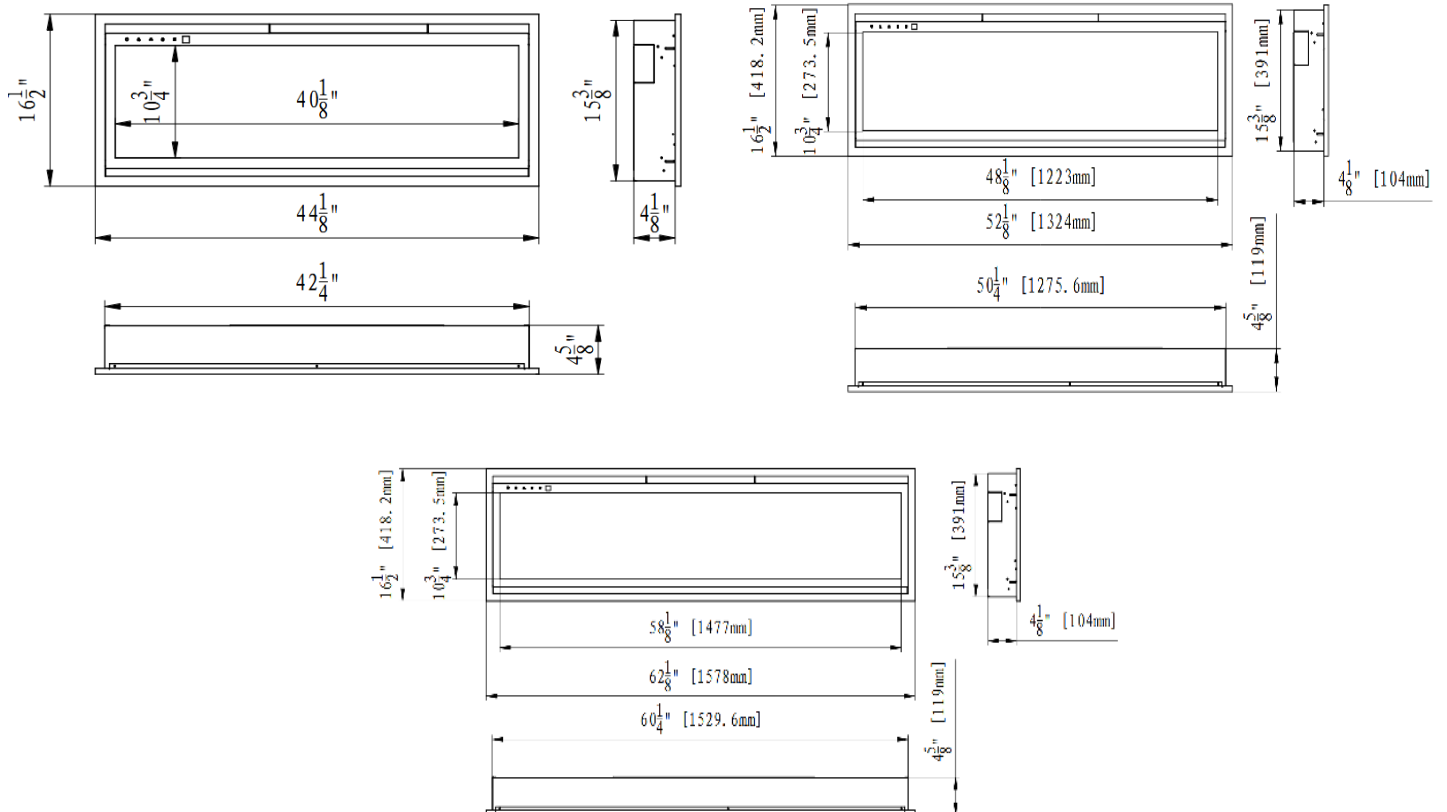
**Yellow Flame****Orange Flame****Red Flame**

PART NUMBER	DESCRIPTION	2026 MSRP
<b>Step One</b>		
<b>Choose Size (Includes Remote, Trim, and Clear Glass Media)</b>		
WM-45-XS	Wall Mount Xtraslim 45" Electric Fireplace, Featuring a MultiFunction Remote Control, Multi Speed Flame Motor	\$1,349.00
WM-50-XS	Wall Mount Xtraslim 50" Electric Fireplace, Featuring a MultiFunction Remote Control, Multi Speed Flame Motor	\$1,519.00
WM-55-XS	Wall Mount Xtraslim 55" Electric Fireplace, Featuring a MultiFunction Remote Control, Multi Speed Flame Motor	\$1,569.00
WM-60-XS	Wall Mount Xtraslim 60" Electric Fireplace, Featuring a MultiFunction Remote Control, Multi Speed Flame Motor	\$1,629.00
WM-65-XS	Wall Mount Xtraslim 65" Electric Fireplace, Featuring a MultiFunction Remote Control, Multi Speed Flame Motor	\$1,679.00
<b>Step Two</b>		
<b>Choose a Log-set (Optional)</b>		
LOGSET-8PCE-XS	8 Piece Natural Wood log set (for use in electric fireplaces only)	\$169.00
DESIGN-MEDIA-OAK-14PCE-XS	OAK - 14 Piece Media Kit Includes: 14 small Oak logs, 2 colors of vermiculite	\$259.00



SYM-SLIM-60 Clear Glass Media

## TECH SPECIFICATIONS



FEATURES



- WiFi compatible to connect and control the fireplace from your smartphone with the use of our app. Available on the Google Play Store and the Apple App Store
- Programmable timer & thermostat allows you to decide the temperature of the room. Set the fireplace to turn on before you arrive home or have it automatically turn on when the weather is cold.
- Smart Room Temperature Control - 59°F - 82°F or 15°C - 28°
- 1465W – 5000 BTU, heats up to 500 Sq. Ft.
- 50000 hours lifetime LED light source
- A clear reduced trim kit allows for a large viewing area with true lifelike flames that can not be rivaled
- Adjustable flame brightness and speed that can be turned on separately.
- Adjustable ember bed colors that allow for the possibility of auto mixing thousand of colors
- Most quiet and reliable components in the industry
- Patented thermostatic remote comes included

DECORATIVE MEDIA & ACCESSORIES

- **Included Media** – Clear glass diamonds, black powder coated surround and a full feature remote control



\*Manufacturer guidelines regarding outdoor installation must be followed. Please refer to the owner’s manual for additional information

PART NUMBER	DESCRIPTION	2026 MSRP
SYM-SLIM-42	Symmetry Xtraslim Electric - 42" Electric Fireplace, Featuring a MultiFunction Remote Control, Multi Speed Flame Motor	\$1,679.00
SYM-SLIM-50	Symmetry Xtraslim Electric - 50" Electric Fireplace, Featuring a MultiFunction Remote Control, Multi Speed Flame Motor	\$1,909.00
SYM-SLIM-60	Symmetry Xtraslim Electric - 60" Electric Fireplace, Featuring a MultiFunction Remote Control, Multi Speed Flame Motor	\$2,019.00
Step Two	Choose a Log-set (Optional)	
LOGSET-8PCE-XS	8 Piece Natural Wood log set (for use in electric fireplaces only)	\$169.00
DESIGN-MEDIA-OAK-14PCE-XS	OAK - 14 Piece Media Kit Includes: 14 small Oak logs, 2 colors of vermiculite	\$259.00

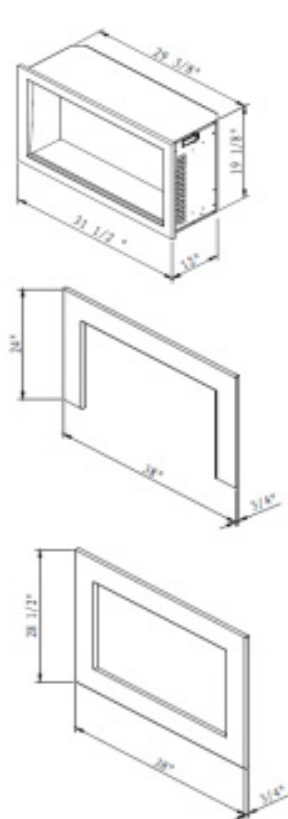




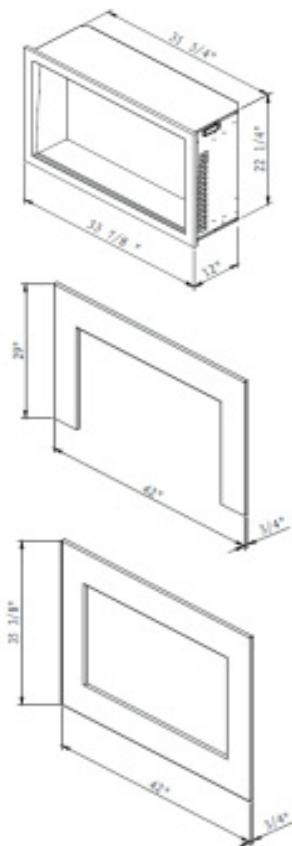
TRD-33-BESPOKE - 15PCE Birch - TRD-3-4 Trim

## TECH SPECIFICATIONS

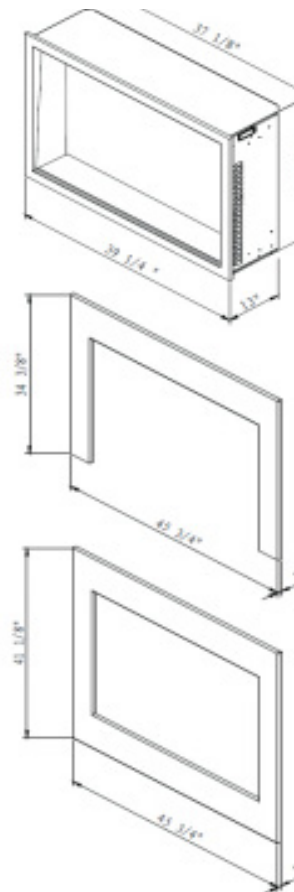
TRD-30-Bespoke



TRD-33-Bespoke



TRD-38-Bespoke



## FEATURES



- 5 Year Warranty
- Fire & Sound – Two (2) quality audio speakers deliver a fire crackling sound. The audio is an ON/OFF feature that can be controlled through the WiFi app.
- WiFi enabled – control via our app (iOS & Android)
- Built-in Bluetooth speakers – stream audio directly
- Programmable timer & thermostat – set schedules and desired room temperature
- 1465W 5120 BTU, heats up to 500 Sq. Ft
- 50000 hours lifetime LED light source
- Approved for Outdoor Installations\*
- Designed with front flow heating and hidden venting so that the unit can be recessed or semi flush mounted.
- A clean reduced trim kit allows for a large viewing area with true lifelike flames that can not be rivaled.
- Adjustable flame brightness and speed that can be turned on separately.
- Adjustable ember bed with auto-mixing capability for thousands of color combinations
- Industry-leading quiet and reliable components
- Includes patented thermostatic remote control
- Optional masonry-style finish trim available
- Smart room temperature control: 59°F–82°F (15°C–28°C)

## DECORATIVE MEDIA & ACCESSORIES



### MEDIA OPTIONS:



DESIGN-MEDIA-BIRCH-15PCE



DESIGN-MEDIA-DRIFT-15PCE



DESIGN-MEDIA-RUSTIC-14PCE



DESIGN-MEDIA-SPLIT-LOG-16PCE



DESIGN-MEDIA-OAK-18PCE



DESIGN-MEDIA-OAK-12PCE-LG



ICE-MEDIA-FI-109-DIAMOND

\*Manufacturer guidelines regarding outdoor installation must be followed. Please refer to the owner's manual for additional information

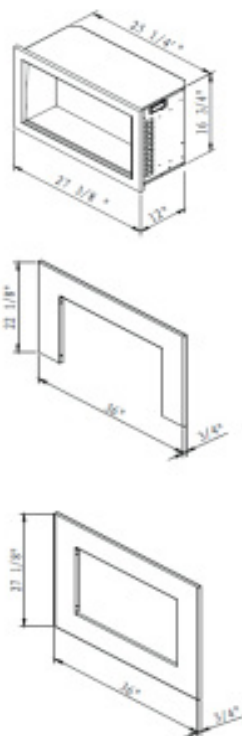
PART NUMBER	DESCRIPTION	2026 MSRP
<b>Step One</b>		
	Choose Size (Includes remote, grate, glass media, and complementary glowing logs – 6 pieces)	
TRD-30-BESPOKE	Traditional Bespoke - 30" Indoor/Outdoor Electric Fireplace Insert featuring WiFi and Bluetooth connectivity, multi-function remote, and real glass media included. Optional media kits available (sold separately).	\$2,299.00
TRD-33-BESPOKE	Traditional Bespoke - 33" Indoor/Outdoor Electric Fireplace Insert featuring WiFi and Bluetooth connectivity, multi-function remote, and real glass media included. Optional media kits available (sold separately).	\$2,799.00
TRD-38-BESPOKE	Traditional Bespoke - 38" Indoor/Outdoor Electric Fireplace Insert featuring WiFi and Bluetooth connectivity, multi-function remote, and real glass media included. Optional media kits available (sold separately).	\$3,199.00
<b>Step Two</b>		
	Choose a Log-set (Recommended)	
Fi-109-Diamond	Ice Media Kit Includes: 3 large glass rocks, 95 clear diamond media, 10 blue diamond media and a package of clear acrylic media	\$279.00
DESIGN-MEDIA-OAK-12PCE-LG	OAK - 12 Piece Media Kit Includes: 12 large Oak logs, 2 colors of vermiculite	\$449.00
DESIGN-MEDIA-14PCE	RUSTIC - 14 Piece Deluxe Media Kit Includes: 14 logs, stones, pebbles & embers	\$789.00
DESIGN-MEDIA-15PCE	DRIFTWOOD - 15 Piece Deluxe Media Kit Includes: 15 logs, stones, pebbles & embers	\$789.00
DESIGN-MEDIA-BIRCH-15PCE	BIRCH - 15 Piece Deluxe Media Kit Includes: 15 logs, stones, pebbles & embers	\$789.00
DESIGN-MEDIA-SPLIT-LOG-16PCE	SPLIT LOG - 16 Piece Deluxe Media Kit Includes: 16 logs, stones, pebbles & embers	\$899.00
DESIGN-MEDIA-OAK-18PCE	OAK - 18 Piece Deluxe Media Kit Includes: 18 logs, stones, pebbles & embers	\$899.00
DESIGN-MEDIA-TIMBERLUX-15PCE <sup>*New</sup>	TIMBERLUX – 15 Piece Real Wood Media Kit Includes: 15 Pieces Real Wood Logs, Pinecones, Bark and Wood Chips (Pre-order)	\$549.00
<b>Step Three</b>		
	Choose a Surround (Recommended)	
TRD-30-3	Traditional - 3 Sided Trim Kit for the TRD-30	\$339.00
TRD-30-4	Traditional - 4 Sided Trim Kit for the TRD-30	\$449.00
TRD-33-3	Traditional - 3 Sided Trim Kit for the TRD-33	\$339.00
TRD-33-4	Traditional - 4 Sided Trim Kit for the TRD-33	\$449.00
TRD-38-3	Traditional - 3 Sided Trim Kit for the TRD-38	\$339.00
TRD-38-4	Traditional - 4 Sided Trim Kit for the TRD-38	\$449.00



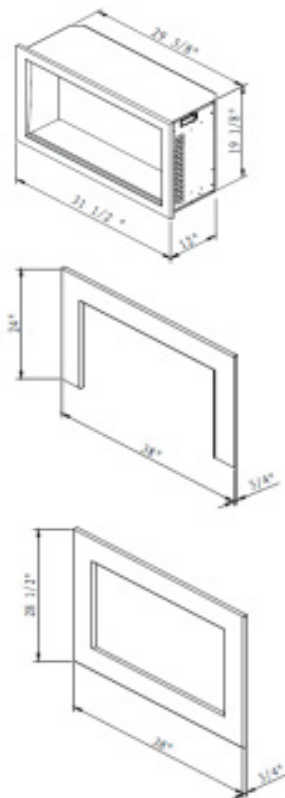
TRD-38-LUMINA - 14PCE Rustic - TRD-38-3 Trim

## TECH SPECIFICATIONS

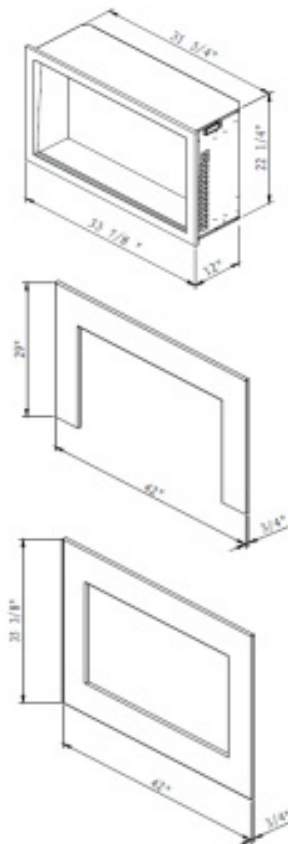
TRD-26 Lumina



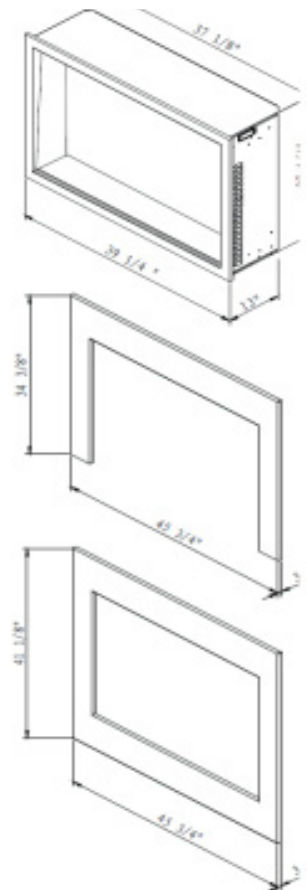
TRD-30 Lumina



TRD-33 Lumina



TRD-38 Lumina



## FEATURES



- 2 Year Warranty
- WiFi compatible to connect and control the fireplace from your smartphone with the use of our app. Available on the Google play store and the Apple App Store.
- Programmable timer & thermostat allows you to decide the temperature of the room. Set the fireplace to turn on before you arrive home or have it automatically turn on when the weather is cold.
- Smart Room Temperature Control - 59°F - 82°F or 15°C - 28°C
- 1465W 5000 BTU, heats up to 500 Sq. Ft.
- 50000 hours lifetime LED light source
- Approved for Outdoor Installations\*
- Designed with front flow heating and hidden venting so that the unit can be recessed or semi flush mounted
- A clean reduced trim kit allows for a large viewing area with true lifelike flames that can not be rivaled.
- Adjustable flame brightness and speed that can be turned on separately.
- Adjustable ember bed colors that allow for the possibility of auto mixing thousands of colors.
- Most quiet and reliable components in the industry
- Patented thermostatic remote comes included
- Masonry finish to trim option or Insert surround option

## DECORATIVE MEDIA & ACCESSORIES

Models come with Design Media Oak LG 12PCE, trim, 2 small bags of vermiculite, clear fireglass, remote and grate

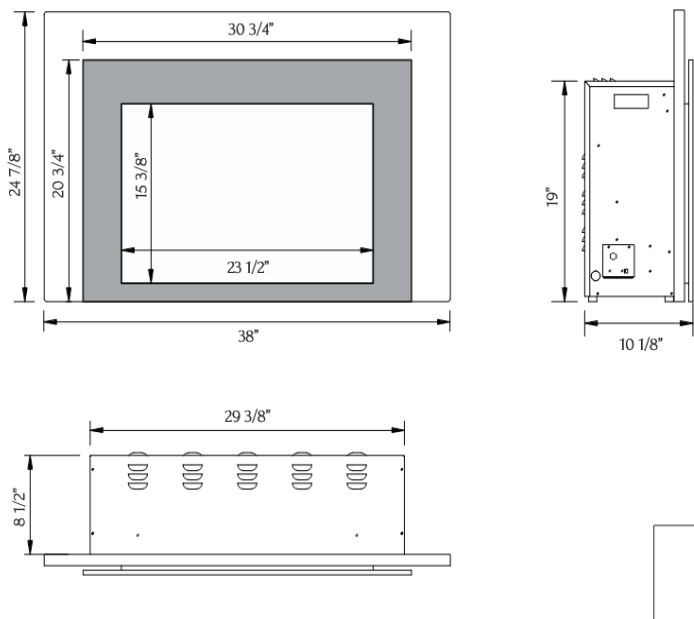


PART NUMBER	DESCRIPTION	2026 MSRP
<b>Step One</b>		
	<b>Choose Size (Includes a remote, Grate, 12PCE Oak and Glas Media )</b>	
TRD-26-LUMINA	Traditional Lumina 26" Indoor Outdoor Smart Electric Fireplace, WiFi Enabled, Programable Remote Control, Multi Flame Speeds, Comes with Real Glass and Oak Log Set	\$1,699.00
TRD-30-LUMINA	Traditional Lumina 30" Indoor Outdoor Smart Electric Fireplace, WiFi Enabled, Programable Remote Control, Multi Flame Speeds, Comes with Real Glass and Oak Log Set	\$1,999.00
TRD-33-LUMINA	Traditional Lumina 33" Indoor Outdoor Smart Electric Fireplace, WiFi Enabled, Programable Remote Control, Multi Flame Speeds, Comes with Real Glass and Oak Log Set	\$2,199.00
TRD-38-LUMINA	Traditional Lumina 38" Indoor Outdoor Smart Electric Fireplace, WiFi Enabled, Programable Remote Control, Multi Flame Speeds, Comes with Real Glass and Oak Log Set	\$2,599.00
<b>Step Two</b>		
	<b>Choose a Surround (Recommended)</b>	
TRD-26-3	Traditional - 3 Sided Trim Kit for the TRD-26	\$339.00
TRD-26-4	Traditional - 4 Sided Trim Kit for the TRD-26	\$449.00
TRD-30-3	Traditional - 3 Sided Trim Kit for the TRD-30	\$339.00
TRD-30-4	Traditional - 4 Sided Trim Kit for the TRD-30	\$449.00
TRD-33-3	Traditional - 3 Sided Trim Kit for the TRD-33	\$339.00
TRD-33-4	Traditional - 4 Sided Trim Kit for the TRD-33	\$449.00
TRD-38-3	Traditional - 3 Sided Trim Kit for the TRD-38	\$339.00
TRD-38-4	Traditional - 4 Sided Trim Kit for the TRD-38	\$449.00
<b>Step Three</b>		
	<b>Choose a Designer Trim (Optional)</b>	
AMTR33T	Square trim for TRD-33	\$369.00
AMTR38T	Square trim for TRD-38	\$409.00
AMTR33A	Arch trim for TRD-33	\$369.00
AMTR38A	Arch trim for TRD-38	\$409.00

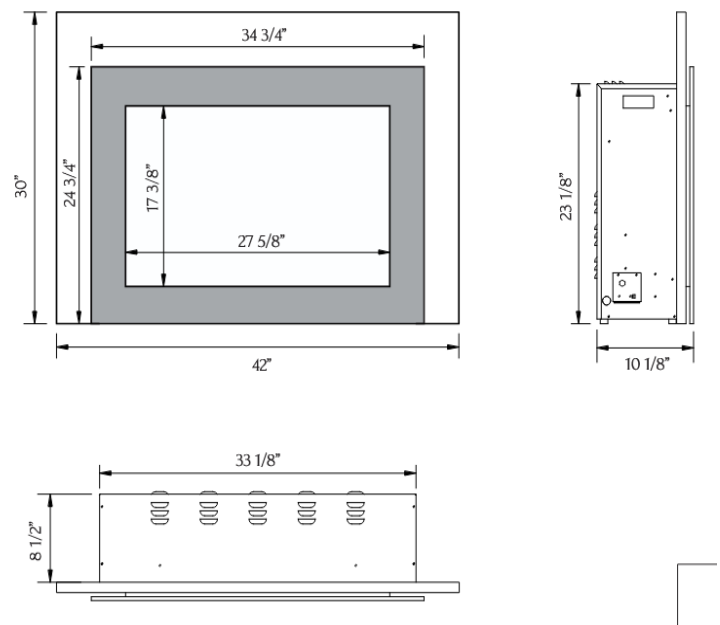


INS-FM-30 10PCE Drift

## TECH SPECIFICATIONS



INS-FM-30



INS-FM-34

## FEATURES

- Stunning 'Gradient' Flame
- Black Steel surround
- No grills
- 4 stage front and 4 stage internal back lighting
- Latest LED light technology
- Front and rear control for flame and heater included
- Can produce up to 5000 BTU of heat, enough to heat up to 500 sq feet
- Flame operates with or without heat
- Remote control for flame and heater
- 4 leveling legs on the underside
- Great alternative for wood or gas inserts
- Perfect for renovations or retrofits
- 2 popular sizes
- Heat is vented upwards from overlay
- Hard-wire ready

## DECORATIVE MEDIA & ACCESSORIES

- Included Media – Log Set and Sable Media included



PART NUMBER	DESCRIPTION	2026 MSRP
<b>Step One Choose Size (Includes a remote, Grate, Included Drift Log-Set )</b>		
INS-FM-30	Insert Series - 30" Electric Fireplace Insert with Black Steel Surround and Overlay	\$2,399.00
INS-FM-34	Insert Series - 34" Electric Fireplace Insert with Black Steel Surround and Overlay	\$2,599.00
<b>Step Two Choose a Log-set (Optional)</b>		
DESIGN-MEDIA-OAK-12PCE-LG	OAK - 12 Piece Media Kit Includes: 12 large Oak logs, 2 colors of vermiculite	\$449.00
Fi-109-Diamond	Ice Media Kit Includes: 3 large glass rocks, 95 clear diamond media, 10 blue diamond media and a package of clear acrylic media	\$279.00
DESIGN-MEDIA-OAK-10PCE	OAK - 10 Piece Media Kit Includes: 10 logs, 2 colors of real fireglass, 2 colors of vermiculite (for use in electric fireplaces only)	\$339.00



INS-FM-34 Split Log-set



INS-FM-34 Birch Log-set



TRV-65-BESPOKE 16PCE Split

## DECORATIVE MEDIA & ACCESSORIES

Models include a remote, a grate, and glass media. Log sets are sold separately.

### MEDIA OPTIONS:



DESIGN-MEDIA-BIRCH-15PCE



DESIGN-MEDIA-DRIFT-15PCE



DESIGN-MEDIA-RUSTIC-14PCE




DESIGN-MEDIA-SPLIT-LOG-16PCE



DESIGN-MEDIA-OAK-18PCE



ICE-MEDIA-FI-109-DIAMOND



### ADDITIONAL FEATURES

- Available in sizes 45", 55", 65", 75" and 85"
- Biggest and the Best - 20" Viewing area
- Double the heat output from 5000 to 10,000, when two units are joined together on 120V
- TRV 45 comes with 1 heater fan, Max 5000 BTU on

#### 120V

- The TRV 55, 65, 75 & 85 come with 2 heater fans, Max 5000 BTU on 120V, or 10,000 BTU on 240V
  - Electrical & BTU 120V, 1500W, 12.5 A and 5,000 BTU  
240V, 2500W, 10.4 A and 10,000 BTU  
2 units together 240V, 20,000 BTU

# TRU-VIEW SERIES | TRU-VIEW BESPOKE



## FEATURES



- 5 Year Warranty
- Fire & Sound – Two (2) quality audio speakers deliver a fire crackling sound. The audio is an ON/OFF feature that can be controlled through the WiFi app.
- WiFi compatible to connect and control the fireplace from your smartphone with the use of our app. Available on the Google play store and the Apple App Store. Programmable timer & thermostat allows you to decide the temperature of the room. Set the fireplace to turn on before you arrive home or have it automatically turn on when the weather is cold.
- Smart Room Temperature Control - 59°F - 82°F or 15°C - 28°C
- 1465W 5000 BTU, heats up to 500 Sq. Ft. May also be wired up to 220 volts to increase the BTU output to 10,000 and heats up to 800-1,000 Sq. Ft.
- 50000 hours lifetime LED light source
- Approved for Outdoor Installations\*
- Designed with front flow heating and hidden venting so that the unit can be recessed or semi flush mounted.
- A clean reduced trim kit allows for a large viewing area with true lifelike flames that can not be rivaled.
- Adjustable flame brightness and speed that can be turned on separately.
- Adjustable ember bed colors that allow for the possibility of auto mixing thousands of colors
- Most quiet and reliable components in the industry
- Patented thermostatic remote comes included
- Bluetooth Connectivity – Featuring a fireplace with high quality audio from Bluetooth speakers. Simply pair your phone with the fireplace and press play on your smartphone.



TRV-65-BESPOKE- 15PCE BIRCH



TRV-65-BESPOKE- 16PCE SPLIT

\*Manufacturer guidelines regarding outdoor installation must be followed.  
Please refer to the owner's manual for additional information

PART NUMBER	DESCRIPTION	2026 MSRP
<b>Step One</b>		
	<b>Choose a Size (Includes remote, grate, glass media, and complementary glowing logs – 6 pieces)</b>	
TRV-45-BESPOKE	Tru View Bespoke - 45" Indoor / Outdoor 3 Sided Electric Fireplace Featuring 20" Height, WiFi and Bluetooth connectivity, multi-function remote, and real glass media included. Optional media kits available (sold separately).	\$3,399.00
TRV-55-BESPOKE	Tru View Bespoke - 55" Indoor / Outdoor 3 Sided Electric Fireplace Featuring 20" Height, WiFi and Bluetooth connectivity, multi-function remote, and real glass media included. Optional media kits available (sold separately).	\$3,899.00
TRV-65-BESPOKE	Tru View Bespoke - 65" Indoor / Outdoor 3 Sided Electric Fireplace Featuring 20" Height, WiFi and Bluetooth connectivity, multi-function remote, and real glass media included. Optional media kits available (sold separately).	\$4,499.00
TRV-75-BESPOKE	Tru View Bespoke - 75" Indoor / Outdoor 3 Sided Electric Fireplace Featuring 20" Height, WiFi and Bluetooth connectivity, multi-function remote, and real glass media included. Optional media kits available (sold separately).	\$4,899.00
TRV-85-BESPOKE	Tru View Bespoke - 85" Indoor / Outdoor 3 Sided Electric Fireplace Featuring 20" Height, WiFi and Bluetooth connectivity, multi-function remote, and real glass media included. Optional media kits available (sold separately).	\$5,199.00
<b>Step Two</b>		
	<b>Choose a Log-Set (Recommended)</b>	
Fi-109-Diamond	Ice Media Kit Includes: 3 large glass rocks, 95 clear diamond media, 10 blue diamond media and a package of clear acrylic media	\$279.00
DESIGN-MEDIA-OAK-12PCE-LG	OAK - 12 Piece Media Kit Includes: 12 large Oak logs, 2 colors of vermiculite	\$449.00
DESIGN-MEDIA-14PCE	RUSTIC - 14 Piece Deluxe Media Kit Includes: 14 logs, stones, pebbles & embers	\$789.00
DESIGN-MEDIA-15PCE	DRIFTWOOD - 15 Piece Deluxe Media Kit Includes: 15 logs, stones, pebbles & embers	\$789.00
DESIGN-MEDIA-BIRCH-15PCE	BIRCH - 15 Piece Deluxe Media Kit Includes: 15 logs, stones, pebbles & embers	\$789.00
DESIGN-MEDIA-SPLIT-LOG-16PCE	SPLIT LOG - 16 Piece Deluxe Media Kit Includes: 16 logs, stones, pebbles & embers	\$899.00
DESIGN-MEDIA-OAK-18PCE	OAK - 18 Piece Deluxe Media Kit Includes: 18 logs, stones, pebbles & embers	\$899.00
DESIGN-MEDIA-TIMBER-LUX-19PCE <i>*New</i>	TIMBERLUX – 19 Piece Real Wood Media Kit Includes: 15 Pieces Real Wood Logs, Pinecones, Bark and Wood Chips (Pre-order)	\$749.00
<b>Step Three</b>		
	<b>Connector Part (Optional)</b>	
0004046N	Tru View Bespoke Canopy Light Addition for Connecting 2 units or more	\$69.00

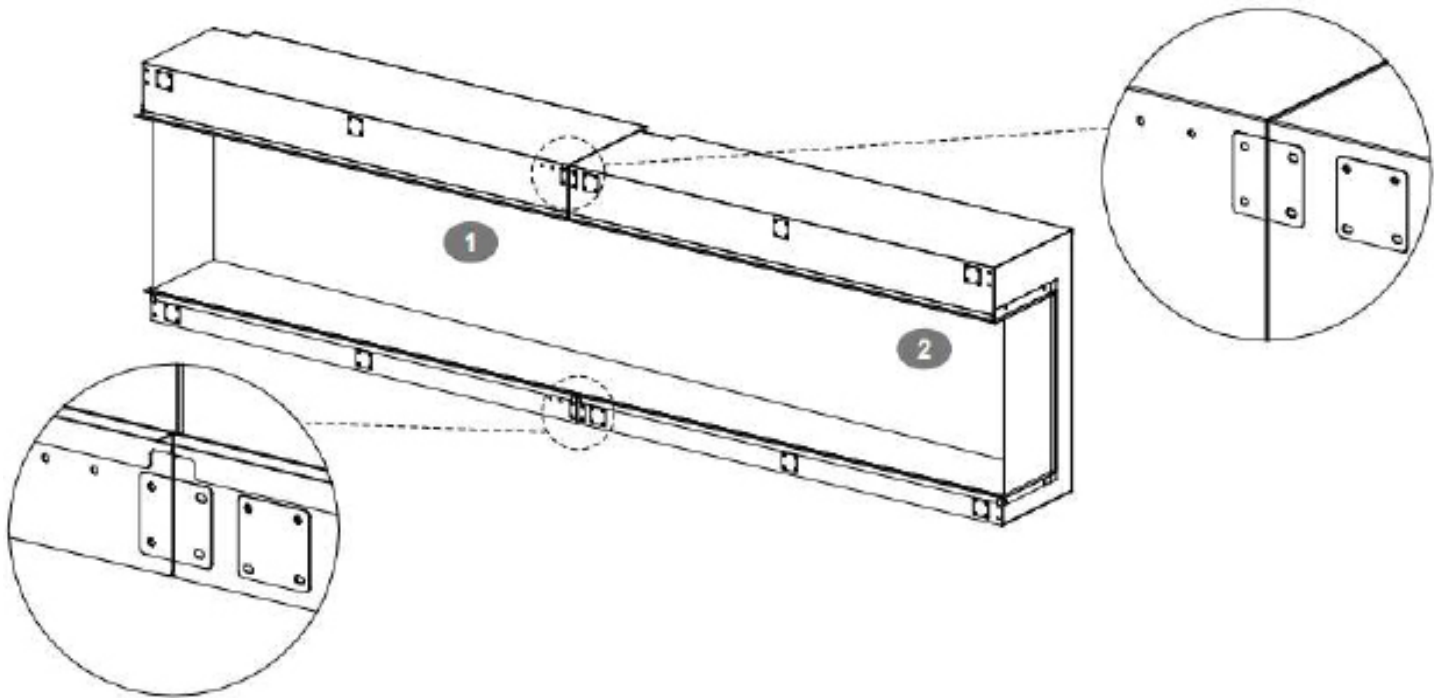
TRU-VIEW SERIES | MODULAR VERSION CONNECTION **\*New**

*Amantii*

TRV-45-BESPOKE TWO COMBINED for 90" featuring Two Rustic Log-sets



TRV-65-BESPOKE 16PCE Split

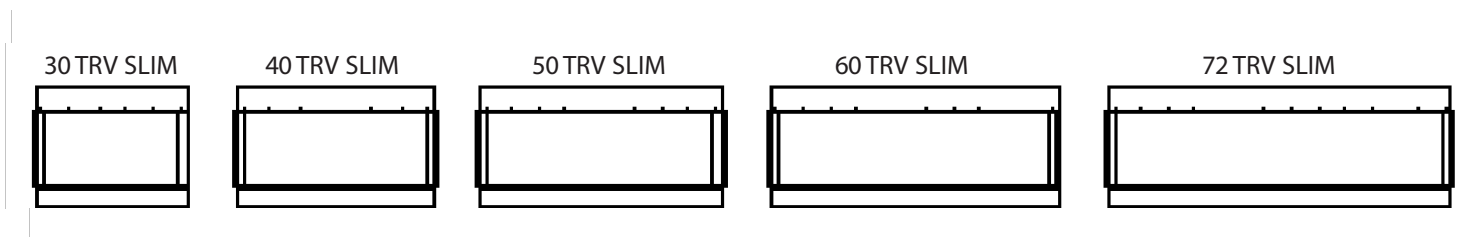


Any of the units can be combined, providing endless possibilities.

45" & 45" for 90"	55" & 85" for 140"	75" & 75" for 150"
45" & 55" for 100"	65" & 45" for 110"	75" & 85" for 160"
45" & 65" for 110"	65" & 55" for 120"	85" & 45" for 130"
45" & 75" for 120"	65" & 65" for 130"	85" & 55" for 140"
45" & 85" for 130"	65" & 75" for 140"	85" & 65" for 150"
55" & 45" for 100"	65" & 85" for 150"	85" & 75" for 160"
55" & 55" for 110"	75" & 45" for 120"	85" & 85" for 170"
55" & 65" for 120"	75" & 55" for 130"	
55" & 75" for 130"	75" & 65" for 140"	



## TECH SPECIFICATIONS



## FLAME PRESENTATION



**Yellow Flame**



**Orange Flame**



**Red Flame**

## FEATURES



- 3-sided built-in electric fireplace
- WiFi Compatible to connect and control the fireplace from your smartphone with the use of our app. Available on the Google Play Store and Apple App Store
- Three speed flame motor
- Heat output 5000 BTU
- No unsightly venting and grills seen. A true clean and vent free look
- Programmable timer & thermostat allows you to decide the temperature of the room. Set your fireplace to turn on before you arrive home or have it automatically turn on when the weather is cold.
- Touch pad for convenient control of the features and temperature display from the fireplace.
- Choose from combinations of yellow, orange and red colored flames
- Approved for indoor or outdoor applications.\*
- Choose from 11 color settings of canopy lighting (10 colors and a cycle thru setting)
- Two flame pattern styles – standard and more traditional
- New patented thermostatic remote comes included

## DECORATIVE MEDIA & ACCESSORIES

- **Included Media for the Smart–** 10 Piece Birch Log Set, 2 colors of real fireglass and 2 colors of vermiculite



Important: Finishing materials are to be built flush to the lip for a clean face finish. No trim or surround is included.

\*Manufacturer guidelines regarding outdoor installation must be followed. Please refer to the owner's manual for additional information

PART NUMBER	DESCRIPTION	2026 MSRP
30-TRV-SLIM	Tru View Slim Smart Electric - 30" Indoor / Outdoor WiFi Enabled 3 Sided Fireplace Featuring a depth of 10 5/8", MultiFunction Remote Control, Multi Speed Flame Motor, and a 10 piece Birch Log Set	\$2,599.00
40-TRV-SLIM	Tru View Slim Smart Electric - 40" Indoor / Outdoor WiFi Enabled 3 Sided Fireplace Featuring a depth of 10 5/8", MultiFunction Remote Control, Multi Speed Flame Motor, and a 10 piece Birch Log Set	\$2,799.00
50-TRV-SLIM	Tru View Slim Smart Electric - 50" Indoor / Outdoor WiFi Enabled 3 Sided Fireplace Featuring a depth of 10 5/8", MultiFunction Remote Control, Multi Speed Flame Motor, and a 10 piece Birch Log Set	Refer to Lumina
60-TRV-SLIM	Tru View Slim Smart Electric - 60" Indoor / Outdoor WiFi Enabled 3 Sided Fireplace Featuring a depth of 10 5/8", MultiFunction Remote Control, Multi Speed Flame Motor, and a 10 piece Birch Log Set	\$3,199.00
72-TRV-SLIM	TruView Slim Smart Electric - 72" Indoor / Outdoor WiFi Enabled 3 Sided Fireplace Featuring a depth of 10 5/8", MultiFunction Remote Control, Multi Speed Flame Motor, and a 10 piece Birch Log Set	Refer to Lumina



72-TRV-SLIM LUMINA 10PCE BIRCH ( Two Sets )

## FEATURES



- 3-sided built-in electric fireplace
- WiFi Compatible to connect and control the fireplace from your smaphone with the use of our app. Available on the Google Play Store and Apple App Store
- Three speed flame motor
- Heat output 5000 BTU
- No unsightly venting and grills seen. A true clean and vent free look
- Programmable timer & thermostat allows you to decide the temperture of the room. Set your fireplace to turn on before you arrive home or have it automatically turn on when the weather is cold.
- Touch pad for convenient control of the features and temperature display from the fireplace.
- Choose from combinations of yellow, orange and red colored flames
- Approved for indoor or outdoor applications.\*
- Choose from 11 color settings of canopy lighting (10 colors and a cycle thru setting)
- Two flame pattern styles – standard and more traditional
- New patented thermostatic remote comes included

\*Manufacturer guidelines regarding outdoor installation must be followed.  
Please refer to the owner's manual for additional information

DECORATIVE MEDIA & ACCESSORIES



Important: Finishing materials are to be built flush to the lip for a clean face finish. No trim or surround is included.

PART NUMBER	DESCRIPTION	2026 MSRP
Step One	Choose Size (Includes a remote, Grate, 12PCE OAK LRG Log-Set, 2 colors of real fire-glass and 2 colors of vermiculite )	
30-TRV-SLIM-LUMINA	Tru View Slim Lumina - 30" Indoor / Outdoor 3 Sided Smart Electric Fireplace, WiFi Enabled, Programable Remote Control, Multi Flame Speeds, Comes with Real Glass, Oak Logs and Glowing Log Media	Coming Soon
40-TRV-SLIM-LUMINA	Tru View Slim Lumina - 40" Indoor / Outdoor 3 Sided Smart Electric Fireplace, WiFi Enabled, Programable Remote Control, Multi Flame Speeds, Comes with Real Glass, Oak Logs and Glowing Log Media	Coming Soon
50-TRV-SLIM-LUMINA	Tru View Slim Lumina - 50" Indoor / Outdoor 3 Sided Smart Electric Fireplace, WiFi Enabled, Programable Remote Control, Multi Flame Speeds, Comes with Real Glass, Oak Logs and Glowing Log Media	\$2,899.00
60-TRV-SLIM-LUMINA	Tru View Slim Lumina - 60" Indoor / Outdoor 3 Sided Smart Electric Fireplace, WiFi Enabled, Programable Remote Control, Multi Flame Speeds, Comes with Real Glass, Oak Logs and Glowing Log Media	Coming Soon
72-TRV-SLIM-LUMINA	Tru View Slim Lumina - 72" Indoor / Outdoor 3 Sided Smart Electric Fireplace, WiFi Enabled, Programable Remote Control, Multi Flame Speeds, Comes with Real Glass, Oak Logs and Glowing Log Media	\$3,999.00



72-TRV-SLIM LUMINA 109 ICE MEDIA



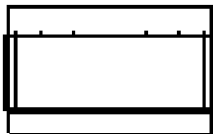
60-TRU-VIEW-XL 15PCE BIRCH

## FEATURES

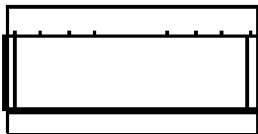


- 3-sided built-in electric fireplace
- WiFi Compatible to connect and control the fireplace from your smartphone with the use of our app. Available on the Google Play Store and Apple App Store
- Three speed flame motor
- Heat output 5000 BTU
- No unsightly venting and grills seen. A true clean and vent free look
- Programmable timer & thermostat allows you to decide the temperature of the room. Set your fireplace to turn on before you arrive home or have it automatically turn on when the weather is cold.
- Touch pad for convenient control of the features and temperature dip from the fireplace.
- Choose from combinations of yellow, orange and red colored flames
- Approved for indoor or outdoor applications.\*
- Choose from 11 color settings of canopy lighting (10 colors and a cycl-thru setting)
- Two flame pattern styles – standard and more traditional
- New patented thermostatic remote comes included

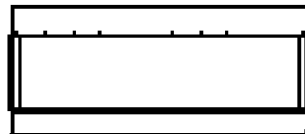
40 TRV XL DEEP



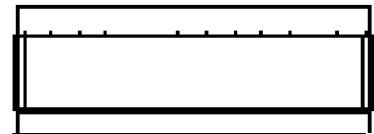
50 TRV XL DEEP



60 TRV XL DEEP



72 TRV XL DEEP




Important: Finishing materials are to be built flush to the lip for a clean face finish. No trim or surround is included.


## DECORATIVE MEDIA & ACCESSORIES

Models include a remote, a grate, and glass media. Log sets are sold separately.


MEDIA OPTIONS:




DESIGN-MEDIA-BIRCH-15PCE




DESIGN-MEDIA-DRIFT-15PCE




DESIGN-MEDIA-SPLIT-LOG-16PCE





DESIGN-MEDIA-OAK-18PCE



DESIGN-MEDIA-RUSTIC-14PCE



ICE-MEDIA-FI-109-DIAMOND

\*Manufacturer guidelines regarding outdoor installation must be followed. Please refer to the owner's manual for additional information

PART NUMBER	DESCRIPTION	2026 MSRP
<div> <div>Step One</div> <div>Choose Size (Includes remote, grate, glass media, and complementary glowing logs – 6 pieces)</div> </div>		
40-TRU-VIEW-XL	Tru View Deep Smart Electric - 40" Indoor / Outdoor WiFi Enabled 3 Sided Fire-place Featuring a depth of 14 1/4", MultiFunction Remote Control, Multi Speed Flame Motor. Optional media kits available (sold separately)	\$2,599.00
50-TRU-VIEW-XL	Tru View Deep Smart Electric - 50" Indoor / Outdoor WiFi Enabled 3 Sided Fire-place Featuring a depth of 14 1/4", MultiFunction Remote Control, Multi Speed Flame Motor. Optional media kits available (sold separately)	\$3,199.00
60-TRU-VIEW-XL	Tru View Deep Smart Electric - 60" Indoor / Outdoor WiFi Enabled 3 Sided Fire-place Featuring a depth of 14 1/4", MultiFunction Remote Control, Multi Speed Flame Motor. Optional media kits available (sold separately)	\$3,699.00
72-TRU-VIEW-XL	Tru View Deep Smart Electric - 72" Indoor / Outdoor WiFi Enabled 3 Sided Fire-place Featuring a depth of 14 1/4", MultiFunction Remote Control, Multi Speed Flame Motor. Optional media kits available (sold separately)	Refer to Lumina
<div> <div>Step Two</div> <div>Choose a Log-Set (Recommended)</div> </div>		
Fi-109-Diamond	Ice Media Kit Includes: 3 large glass rocks, 95 clear diamond media, 10 blue diamond media and a package of clear acrylic media	\$279.00
DESIGN-MEDIA-OAK-12PCE-LG	OAK - 12 Piece Media Kit Includes: 12 large Oak logs, 2 colors of vermiculite	\$449.00
DESIGN-MEDIA-14PCE	RUSTIC - 14 Piece Deluxe Media Kit Includes: 14 logs, stones, pebbles & embers	\$789.00
DESIGN-MEDIA-15PCE	DRIFTWOOD - 15 Piece Deluxe Media Kit Includes: 15 logs, stones, pebbles & embers	\$789.00
DESIGN-MEDIA-BIRCH-15PCE	BIRCH - 15 Piece Deluxe Media Kit Includes: 15 logs, stones, pebbles & embers	\$789.00
DESIGN-MEDIA-SPLIT-LOG-16PCE	SPLIT LOG - 16 Piece Deluxe Media Kit Includes: 16 logs, stones, pebbles & embers	\$899.00
DESIGN-MEDIA-OAK-18PCE	OAK - 18 Piece Deluxe Media Kit Includes: 18 logs, stones, pebbles & embers	\$899.00
DESIGN-MEDIA-TIMBER-LUX-19PCE <span style="color: #f4a460;">*New</span>	TIMBERLUX – 19 Piece Real Wood Media Kit Includes: 15 Pieces Real Wood Logs, Pinecones, Bark and Wood Chips (Pre-order)	\$749.00

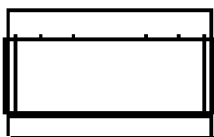


60-TRU-VIEW-XL-Lumina 15PCE Birch

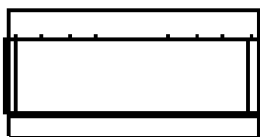
## FEATURES

- 3-sided built-in electric fireplace
- WiFi Compatible to connect and control the fireplace from your smaphone with the use of our app. Available on the Google Play Store and Apple App Store
- Three speed flame motor
- Heat output 5000 BTU
- No unsightly venting and grills seen. A true clean and vent free look
- Programmable timer & thermostat allows you to decide the temperture of the room. Set your fireplace to turn on before you arrive home or have it automatically turn on when the weather is cold.
- Touch pad for convenient control of the features and temperature display from the fireplace.
- Choose from combinations of yellow, orange and red colored flames
- Approved for indoor or outdoor applications.\*
- Choose from 11 color settings of canopy lighting (10 colors and a cycle thru setting)
- Two flame pattern styles – standard and more traditional
- New patented thermostatic remote comes included

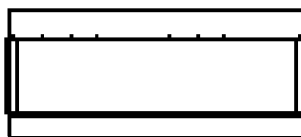
40 TRV XL DEEP



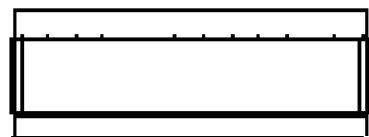
50 TRV XL DEEP



60 TRV XL DEEP



72 TRV XL DEEP



Important: Finishing materials are to built flush to the lip for a clean face finish. No trim or surround is included.

## DECORATIVE MEDIA & ACCESSORIES

Models include a remote, a grate, and glass media. Log sets are sold separately.

MEDIA OPTIONS:

DESIGN-MEDIA-BIRCH-15PCE

DESIGN-MEDIA-DRIFT-15PCE

DESIGN-MEDIA-SPLIT-LOG-16PCE

DESIGN-MEDIA-OAK-18PCE

DESIGN-MEDIA-RUSTIC-14PCE

ICE-MEDIA-FI-109-DIAMOND

\*Manufacturer guidelines regarding outdoor installation must be followed. Please refer to the owner's manual for additional information

PART NUMBER	DESCRIPTION	2026 MSRP
<b>Step One</b> Choose Size (Includes remote, grate, glass media, and complementary glowing logs – 6 pieces)		
40-TRU-VIEW-XL-LUMINA	Tru View Deep Lumina - 40" Indoor / Outdoor 3 Sided Smart Electric Fireplace, WiFi Enabled, Programable Remote Control, Multi Flame Speeds, Comes with Real Glass, Glowing Log Media. Optional media kits available (sold separately)	Coming Soon
50-TRU-VIEW-XL-LUMINA	Tru View Deep Lumina - 50" Indoor / Outdoor 3 Sided Smart Electric Fireplace, WiFi Enabled, Programable Remote Control, Multi Flame Speeds, Comes with Real Glass, Glowing Log Media. Optional media kits available (sold separately)	Coming Soon
60-TRU-VIEW-XL-LUMINA	Tru View Deep Lumina - 60" Indoor / Outdoor 3 Sided Smart Electric Fireplace, WiFi Enabled, Programable Remote Control, Multi Flame Speeds, Comes with Real Glass, Glowing Log Media. Optional media kits available (sold separately)	Coming Soon
72-TRU-VIEW-XL-LUMINA	Tru View Deep Lumina - 72" Indoor / Outdoor 3 Sided Smart Electric Fireplace, WiFi Enabled, Programable Remote Control, Multi Flame Speeds, Comes with Real Glass, Glowing Log Media. Optional media kits available (sold separately)	\$3,999.00
<b>Step Two</b> Choose a Log-Set (Recommended)		
Fi-109-Diamond	Ice Media Kit Includes: 3 large glass rocks, 95 clear diamond media, 10 blue diamond media and a package of clear acrylic media	\$279.00
DESIGN-MEDIA-OAK-12PCE-LG	OAK - 12 Piece Media Kit Includes: 12 large Oak logs, 2 colors of vermiculite	\$449.00
DESIGN-MEDIA-14PCE	RUSTIC - 14 Piece Deluxe Media Kit Includes: 14 logs, stones, pebbles & embers	\$789.00
DESIGN-MEDIA-15PCE	DRIFTWOOD - 15 Piece Deluxe Media Kit Includes: 15 logs, stones, pebbles & embers	\$789.00
DESIGN-MEDIA-BIRCH-15PCE	BIRCH - 15 Piece Deluxe Media Kit Includes: 15 logs, stones, pebbles & embers	\$789.00
DESIGN-MEDIA-SPLIT-LOG-16PCE	SPLIT LOG - 16 Piece Deluxe Media Kit Includes: 16 logs, stones, pebbles & embers	\$899.00
DESIGN-MEDIA-OAK-18PCE	OAK - 18 Piece Deluxe Media Kit Includes: 18 logs, stones, pebbles & embers	\$899.00
DESIGN-MEDIA-TIMBERLUX-19PCE <i>*New</i>	TIMBERLUX – 19 Piece Real Wood Media Kit Includes: 15 Pieces Real Wood Logs, Pinecones, Bark and Wood Chips (Pre-order)	\$749.00



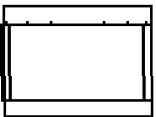
88-TRV-XT-XL-Smart 14PCE RUSTIC

## FEATURES

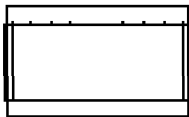


- 3-sided built-in electric fireplace
- WiFi Compatible to connect and control the fireplace from your smartphone with the use of our app. Available on the Google Play Store and Apple App Store
- Three speed flame motor
- No unsightly venting and grills seen. A true clean and vent free look
- Programmable timer & thermostat allows you to decide the temperature of the room. Set your fireplace to turn on before you arrive home or have it automatically turn on when the weather is cold.
- Touch pad for convenient control of the features and temperature display from the fireplace.
- Choose from combinations of yellow, orange and red colored flames
- Approved for indoor or outdoor applications.\*
- Choose from 11 color settings of canopy lighting (10 colors and a cycle thru setting)
- Two flame pattern styles – standard and more traditional
- New patented thermostatic remote comes included

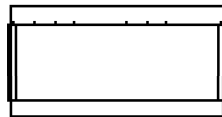
40 TRV XL XT



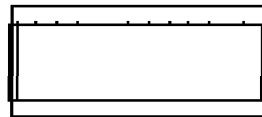
50 TRV XL XT



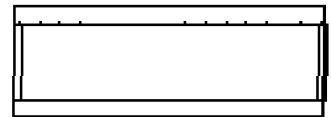
60 TRV XL XT



72 TRV XL XT



88 TRV XL XT




Important: Finishing materials are to be built flush to the lip for a clean face finish. No trim or surround is included.


DECORATIVE MEDIA & ACCESSORIES

Models include a remote, a grate, and glass media. Log sets are sold separately.


MEDIA OPTIONS:




DESIGN-MEDIA-BIRCH-15PCE




DESIGN-MEDIA-DRIFT-15PCE




DESIGN-MEDIA-RUSTIC-14PCE




DESIGN-MEDIA-OAK-18PCE



DESIGN-MEDIA-SPLIT-LOG-16PCE



ICE-MEDIA-FI-109-DIAMOND



\*Manufacturer guidelines regarding outdoor installation must be followed. Please refer to the owner's manual for additional information

PART NUMBER	DESCRIPTION	2026 MSRP
<b>Step One</b>		
	Choose Size (Includes remote, Grate, Glass Media )	
40-TRV-XT-XL	Trv View Extra Tall Smart Electric - 40" Indoor / Outdoor WiFi Enabled 3 Sided Electric Fireplace Featuring a 22" Height, MultiFunction Remote, Multi Speed Flame Motor. Optional media kits available (sold separately)	\$3,299.00
50-TRV-XT-XL	Trv View Extra Tall Smart Electric - 50" Indoor / Outdoor WiFi Enabled 3 Sided Electric Fireplace Featuring a 22" Height, MultiFunction Remote, Multi Speed Flame Motor. Optional media kits available (sold separately)	\$3,699.00
60-TRV-XT-XL	Trv View Extra Tall Smart Electric - 60" Indoor / Outdoor WiFi Enabled 3 Sided Electric Fireplace Featuring a 22" Height, MultiFunction Remote, Multi Speed Flame Motor. Optional media kits available (sold separately)	Refer to Lumina
72-TRV-XT-XL	Trv View Extra Tall Smart Electric - 72" Indoor / Outdoor WiFi Enabled 3 Sided Electric Fireplace Featuring a 22" Height, MultiFunction Remote, Multi Speed Flame Motor. Optional media kits available (sold separately)	\$4,599.00
88-TRV-XT-XL	Trv View Extra Tall Smart Electric - 88" Indoor / Outdoor WiFi Enabled 3 Sided Electric Fireplace Featuring a 22" Height, MultiFunction Remote, Multi Speed Flame Motor. Optional media kits available (sold separately)	Refer to Lumina
<b>Step Two</b>		
Fi-109-Diamond	Ice Media Kit Includes: 3 large glass rocks, 95 clear diamond media, 10 blue diamond media and a package of clear acrylic media	\$279.00
DESIGN-MEDIA-OAK-12PCE-LG	OAK - 12 Piece Media Kit Includes: 12 large Oak logs, 2 colors of vermiculite	\$449.00
DESIGN-MEDIA-14PCE	RUSTIC - 14 Piece Deluxe Media Kit Includes: 14 logs, stones, pebbles & embers	\$789.00
DESIGN-MEDIA-15PCE	DRIFTWOOD - 15 Piece Deluxe Media Kit Includes: 15 logs, stones, pebbles & embers	\$789.00
DESIGN-MEDIA-BIRCH-15PCE	BIRCH - 15 Piece Deluxe Media Kit Includes: 15 logs, stones, pebbles & embers	\$789.00
DESIGN-MEDIA-SPLIT-LOG-16PCE	SPLIT LOG - 16 Piece Deluxe Media Kit Includes: 16 logs, stones, pebbles & embers	\$899.00
DESIGN-MEDIA-OAK-18PCE	OAK - 18 Piece Deluxe Media Kit Includes: 18 logs, stones, pebbles & embers	\$899.00
DESIGN-MEDIA-TIMBER-LUX-19PCE <span style="color: red;">*New</span>	TIMBERLUX – 19 Piece Real Wood Media Kit Includes: 15 Pieces Real Wood Logs, Pinecones, Bark and Wood Chips (Pre-order)	\$749.00



88-TRV-XT-XL-LUMINA 18PCE Oak

## FEATURES



- Panoramic 3-Sided Design – Enjoy a stunning flame view from multiple angles.
- Smart WiFi Control – Connect and operate your fireplace remotely via our app, available on Google Play Store and Apple App Store.
- Adjustable Flame Speed – Three-speed flame motor for a dynamic and customizable fire effect.
- Efficient Heating – 5000 BTU heat output for optimal warmth.
- Seamless, Vent-Free Aesthetic – No visible grills or venting for a sleek, modern look.
- Programmable Timer & Thermostat – Set and maintain your ideal room temperature or schedule automatic activation.
- Convenient Touchpad Control – Easily adjust settings and monitor temperature directly from the fireplace.
- Customizable Flame Colors – Create your perfect ambiance with a mix of yellow, orange, and red flames.
- Versatile Indoor & Outdoor Installation – Approved for both indoor and outdoor applications.\*
- Vibrant Canopy Lighting – 11 color settings, including 10 solid colors and a color-cycle mode.
- Dual Flame Patterns – Choose between standard or traditional flame styles.
- Patented Thermostatic Remote – Included for effortless temperature and feature control.

## FLAME PRESENTATION



**Yellow Flame**



**Orange Flame**




**Red Flame**

Important: Finishing materials are to be built flush to the lip for a clean face finish. No trim or surround is included.


DECORATIVE MEDIA & ACCESSORIES

Models include a remote, a grate, and glass media. Log sets are sold separately.


MEDIA OPTIONS:




DESIGN-MEDIA-BIRCH-15PCE




DESIGN-MEDIA-DRIFT-15PCE




DESIGN-MEDIA-RUSTIC-14PCE



DESIGN-MEDIA-OAK-18PCE



DESIGN-MEDIA-SPLIT-LOG-16PCE



ICE-MEDIA-FI-109-DIAMOND

\*Manufacturer guidelines regarding outdoor installation must be followed. Please refer to the owner's manual for additional information

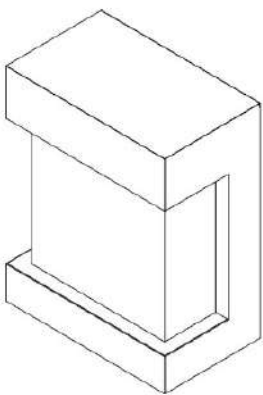
PART NUMBER	DESCRIPTION	2026 MSRP
<b>Step One</b> Choose Size (Includes remote, grate, glass media, and complementary glowing logs – 6 pieces)		
40-TRV-XT-XL-LUMINA	Tru View Extra Tall Lumina - 40" Indoor / Outdoor 3 Sided Smart Electric Fireplace, WiFi Enabled, Programable Remote Control, Multi Flame Speeds, Comes with Real Glass, Glowing Log Media. Optional media kits available (sold separately)	Coming Soon
50-TRV-XT-XL-LUMINA	Tru View Extra Tall Lumina - 50" Indoor / Outdoor 3 Sided Smart Electric Fireplace, WiFi Enabled, Programable Remote Control, Multi Flame Speeds, Comes with Real Glass, Glowing Log Media. Optional media kits available (sold separately)	Coming Soon
60-TRV-XT-XL-LUMINA	Tru View Extra Tall Lumina - 60" Indoor / Outdoor 3 Sided Smart Electric Fireplace, WiFi Enabled, Programable Remote Control, Multi Flame Speeds, Comes with Real Glass, Glowing Log Media. Optional media kits available (sold separately)	\$4,199.00
72-TRV-XT-XL-LUMINA	Tru View Extra Tall Lumina - 72" Indoor / Outdoor 3 Sided Smart Electric Fireplace, WiFi Enabled, Programable Remote Control, Multi Flame Speeds, Comes with Real Glass, Glowing Log Media. Optional media kits available (sold separately)	Coming Soon
88-TRV-XT-XL-LUMINA	Tru View Extra Tall Lumina - 88" Indoor / Outdoor 3 Sided Smart Electric Fireplace, WiFi Enabled, Programable Remote Control, Multi Flame Speeds, Comes with Real Glass, Glowing Log Media. Optional media kits available (sold separately)	\$4,899.00
<b>Step Two</b> Choose a Log-Set (Recommended)		
Fi-109-Diamond	Ice Media Kit Includes: 3 large glass rocks, 95 clear diamond media, 10 blue diamond media and a package of clear acrylic media	\$279.00
DESIGN-MEDIA-OAK-12PCE-LG	OAK - 12 Piece Media Kit Includes: 12 large Oak logs, 2 colors of vermiculite	\$449.00
DESIGN-MEDIA-14PCE	RUSTIC - 14 Piece Deluxe Media Kit Includes: 14 logs, stones, pebbles & embers	\$789.00
DESIGN-MEDIA-15PCE	DRIFTWOOD - 15 Piece Deluxe Media Kit Includes: 15 logs, stones, pebbles & embers	\$789.00
DESIGN-MEDIA-BIRCH-15PCE	BIRCH - 15 Piece Deluxe Media Kit Includes: 15 logs, stones, pebbles & embers	\$789.00
DESIGN-MEDIA-SPLIT-LOG-16PCE	SPLIT LOG - 16 Piece Deluxe Media Kit Includes: 16 logs, stones, pebbles & embers	\$899.00
DESIGN-MEDIA-OAK-18PCE	OAK - 18 Piece Deluxe Media Kit Includes: 18 logs, stones, pebbles & embers	\$899.00
DESIGN-MEDIA-TIMBERLUX-19PCE <b>*New</b>	TIMBERLUX – 19 Piece Real Wood Media Kit Includes: 15 Pieces Real Wood Logs, Pine-cones, Bark and Wood Chips (Pre-order)	\$749.00



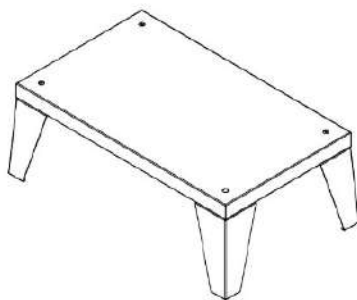
CUBE-FS2025-LUMINA

## TECH SPECIFICATIONS

Wall Mount



Leg Base



DESIGN-MEDIA-OAK-12PCE-XS

FEATURES




- 3-sided built-in electric fireplace
- WiFi Compatible to connect and control the fireplace from your smartphone with the use of our app. Available on the Google Play Store and Apple App Store
- Three speed flame motor
- Heat output 5000 BTU
- No unsightly venting and grills seen. A true clean and vent free look
- Programmable timer & thermostat allows you to decide the temperature of the room. Set your fireplace to turn on before you arrive home or have it automatically turn on when the weather is cold.
- Touch pad for convenient control of the features and temperature display from the fireplace.
- Choose from combinations of yellow, orange and red colored flames
- Approved for indoor or outdoor applications.\*
- Choose from 11 color settings of canopy lighting (10 colors and a cycle thru setting)
- Two flame pattern styles – standard and more traditional
- New patented thermostatic remote comes included

DECORATIVE MEDIA & ACCESSORIES

- Included Media – DESIGN-MEDIA-OAK-12PCE-MD and a remote



DESIGN-MEDIA-OAK-12PCE-MD

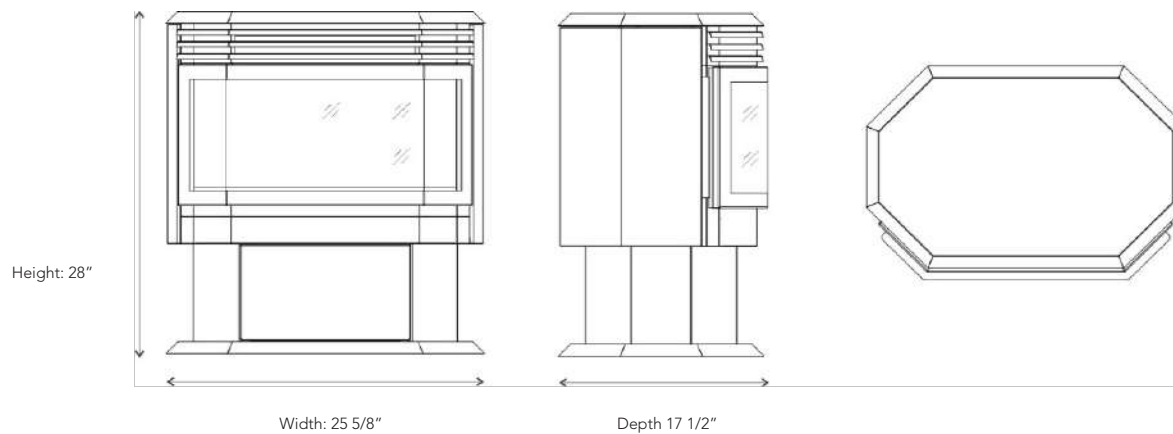


\*Manufacturer guidelines regarding outdoor installation must be followed. Please refer to the owner's manual for additional information

PART NUMBER	DESCRIPTION	2026 MSRP
Step One	Choose Size (Includes a remote, Trim, Grate, Comes with the 12PCE OAK)	
CUBE-FS2025-LUMINA	"THE CUBE" with Leg - Lumina Smart Electric Fireplace, with Pedestal Base, WiFi Enabled, Programable Remote Control, Multi Flame Speeds, Comes with Glass, Oak Logs and Glowing Log Media	\$1,999.00
CUBE-2025WM-LUMINA	"THE CUBE" - Lumina Smart Electric Fireplace, WiFi Enabled, Programable Remote Control, Multi Flame Speeds, Comes with Glass, Oak Logs and Glowing Log Media	\$1,899.00
Cube-Base-Legs	Pedestal Base for the "The Cube" - attaches to the Cube Unit	\$149.00
Step Two	Choose a Log-Set (Optional)	
DESIGN-MEDIA-OAK-12PCE-LG	OAK - 12 Piece Media Kit Includes: 12 large Oak logs, 2 colors of vermiculite	\$449.00
Fi-109-Diamond	Ice Media Kit Includes: 3 large glass rocks, 95 clear diamond media, 10 blue diamond media and a package of clear acrylic media	\$279.00
DESIGN-MEDIA-OAK-10PCE	OAK - 10 Piece Media Kit Includes: 10 logs, 2 colors of real fireglass, 2 colors of vermiculite (for use in electric fireplaces only)	\$339.00



## TECH SPECIFICATIONS



## FEATURES



- 2 Year Warranty
- Available on the Google Play Store and Apple App Store
- Three Flame Speeds
- New multi programmable remote comes included
- Programmable timer & thermostat allows you to decide the temperature of the room. Set your fireplace to turn on before you arrive home or have it automatically turn on when the weather is cold
- Choose from combinations of red, yellow and orange flame colors
- Touch pad for convenient control of features and temperature display of the fireplace
- Choose from 11 color settings of canopy lighting (10 colors and a cycle thru setting)
- Produces up to 5000 BTU of heat, enough to heat up 500 sq ft of space
- 3-sided panoramic design helps you appreciate the flame in a better view
- WiFi Compatible to connect and control the fireplace from your smartphone with the use of our app.

## DECORATIVE MEDIA &amp; ACCESSORIES

- Included Media – DESIGN-MEDIA-OAK-12PCE-MD



DESIGN-MEDIA-OAK-12PCE-MD



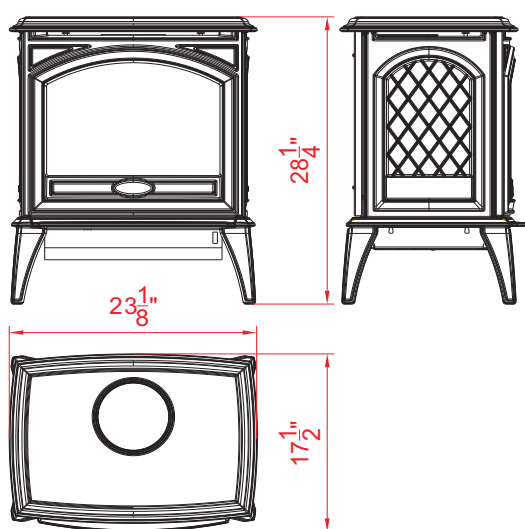
## FLAME PRESENTATION

**Yellow Flame****Orange Flame****Red Flame**

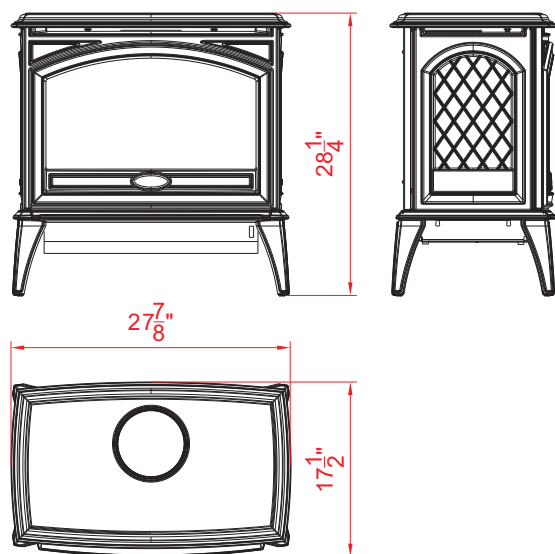
PART NUMBER	DESCRIPTION	2026 MSRP
Step One	Choose Size (Includes a remote, Trim, Grate, Comes with the 12PCE OAK)	
FS-26-922-LUMINA	FS Lumina 26" Smart Freestanding Electric Fireplace, WiFi Enabled, Programable Remote Control, Multi Flame Speeds, Comes with Oak Logs and Glowing Log Media	\$1,799.00
Step Two	Choose a Log-Set (Optional)	
DESIGN-MEDIA-OAK-12PCE-LG	OAK - 12 Piece Media Kit Includes: 12 large Oak logs, 2 colors of vermiculite	\$449.00
Fi-109-Diamond	Ice Media Kit Includes: 3 large glass rocks, 95 clear diamond media, 10 blue diamond media and a package of clear acrylic media	\$279.00
DESIGN-MEDIA-OAK-10PCE	OAK - 10 Piece Media Kit Includes: 10 logs, 2 colors of real fireglass, 2 colors of vermiculite (for use in electric fireplaces only)	\$339.00



## TECH SPECIFICATIONS



**E50-HO**



**E70-HO**

# FREESTAND SERIES | CAST IRON ELECTRIC



## FEATURES



- Real Cast Iron Construction  
Durable, authentic cast iron build for classic style and long-lasting performance.
- Indoor Use Only  
Engineered specifically for safe and efficient indoor operation.
- Advanced Flame Technology
  - State-of-the-art flame set that lets you change flame colors (red, orange, or yellow) with a simple click of the remote.
  - Two flame sets plus canopy lighting with 13 color themes, creating the vivid illusion of a real fire.
  - Flame effects can be enjoyed with or without heat.
- Pulsating Log Set  
Features glowing, pulsating logs with split-log detailing for an enhanced, realistic ember effect.
- Dual Heater Fans  
Equipped with two heater fans to distribute warmth more efficiently.
- Powerful Heating Performance
  - Built-in thermostat for precise temperature control.
  - Produces up to 5,000 - 10,000 BTU of heat with dual heater fans, ideal for warming spaces up to 500 sq. ft. -1000sq. ft. . +
  - Additional Hardwired variation may offer up to 20,000 BTU with Dual Fans
- Quiet Operation  
Fan noise rated at just 43 dB for comfortable, low-noise heating.
- Multi-Function Remote Included  
Control flame colors, lighting, heat settings, thermostat, and more—all from the included remote.

## DECORATIVE MEDIA & ACCESSORIES

Included Media: Remote, glass media, split logs and lit logs.



PART NUMBER	DESCRIPTION	2026 MSRP
Step One	Choose Size (Includes a remote, Lit Logs, Split Logs)	
E50-HO	Lynwood Series – 50 cm Freestanding Electric Stove, a Classic Cast Iron Electric Stove Featuring Pulsating Lit Logs, Split Logs, Dual Heater Fans, and a Powerful Heat Output of Up to 20,000 BTU	\$ 2,299.00
E70-HO	Lynwood Series – 70 cm Freestanding Electric Stove, a Classic Cast Iron Electric Stove Featuring Pulsating Lit Logs, Split Logs, Dual Heater Fans, and a Powerful Heat Output of Up to 20,000 BTU	\$ 2,599.00
Step Two	Choose a Log-Set (Optional)	
DESIGN-MEDIA-OAK-12PCE-LG	OAK - 12 Piece Media Kit Includes: 12 large Oak logs, 2 colors of vermiculite	\$ 449.00
Fi-109-Diamond	Ice Media Kit Includes: 3 large glass rocks, 95 clear diamond media, 10 blue diamond media and a package of clear acrylic media	\$ 279.00
DESIGN-MEDIA-OAK-10PCE	OAK - 10 Piece Media Kit Includes: 10 logs, 2 colors of real fireglass, 2 colors of vermiculite (for use in electric fireplaces only)	\$ 339.00



SPLIT LOGSET



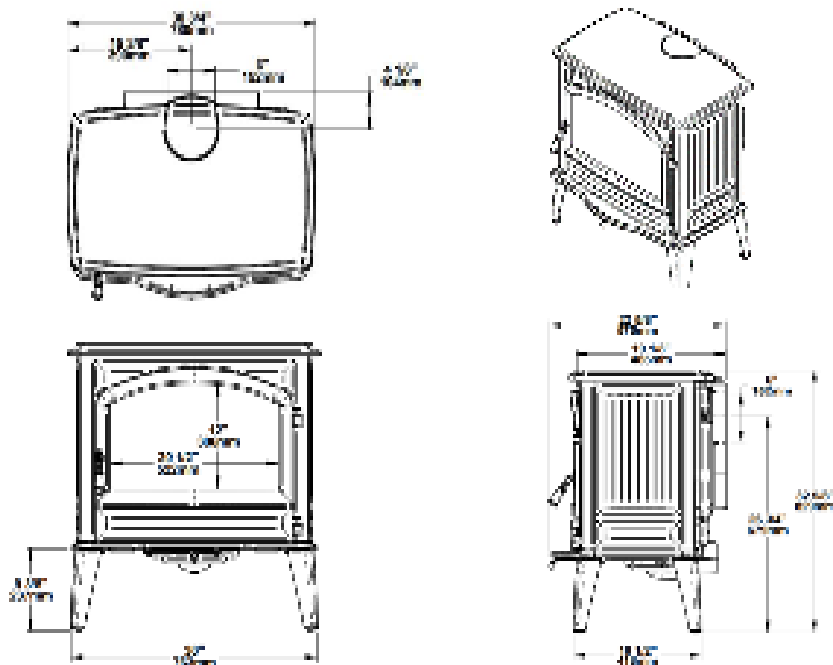
LIT LOGS



Lynwood-W76

## TECH SPECIFICATIONS

### LYNWOOD -W76 - Technical Specifications



\*Technical drawing purposes only. For actual dimensions consult the manual.

FREESTAND SERIES | CAST IRON WOOD STOVE



Cast Iron Construction, 75,000 BTU of Max Power, and a max heating area of 2000 Sq. Ft make it ideal for heating rooms up to 2000 Sq Ft

Certified at 1.8 g/h, this non-catalytic unit offers a flue outlet at the back and on the top of the stove. In addition to a large viewing area, the Lynwood – W76 has a full width andiron for holding logs during loading.

All of its charm can be attributed to its classic design and the distinguished cast iron finish

FEATURES

- 21” logs
- 2 ft³ firebox volume
- EPA Certified
- Made in Belgium
- Limited lifetime warranty
- Certified for mobile home and alcove installation
- Weight: 424 lbs
- Up to 8 hrs of burn time

PART NUMBER	DESCRIPTION	2026 MSRP
Lynwood-W76	Lynwood W76 - Cast Iron Wood Burning Stove	\$4,599.00
70.02791.000	Reduce Clearance Heat Shield	\$339.00

DECORATIVE MEDIA & ACCESSORIES

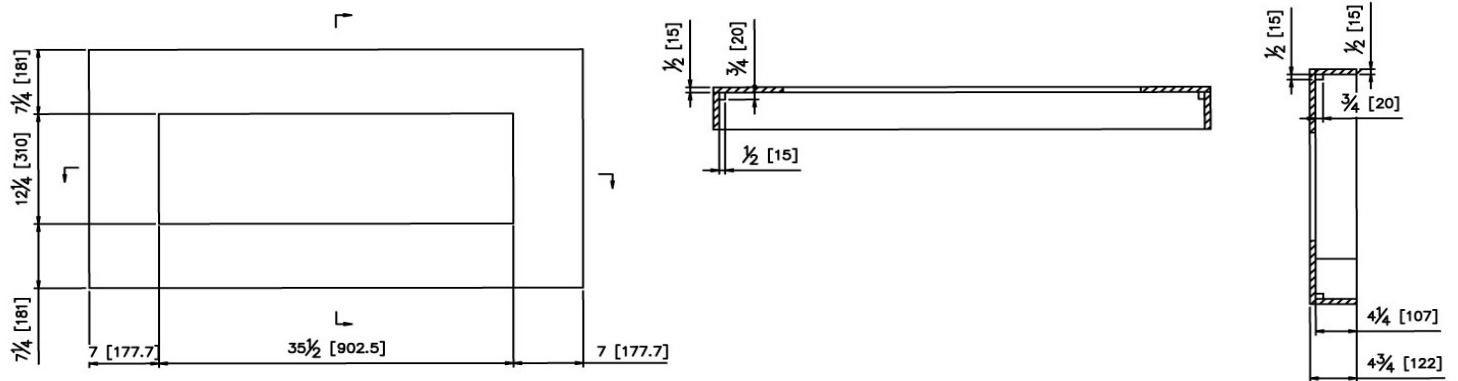
- **Included Media** – Ash drawer, ceramic glass, ash lip, broad-spectrum air damper. **Optional:** Heat Shield





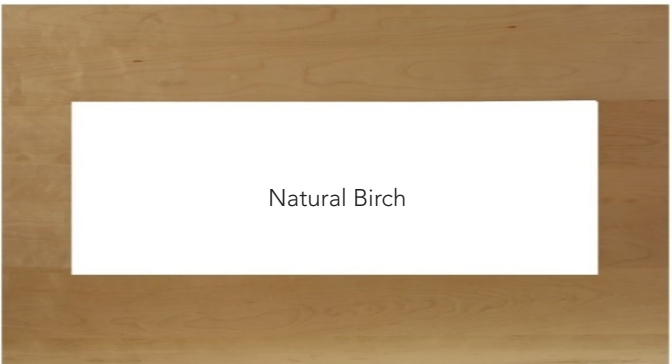


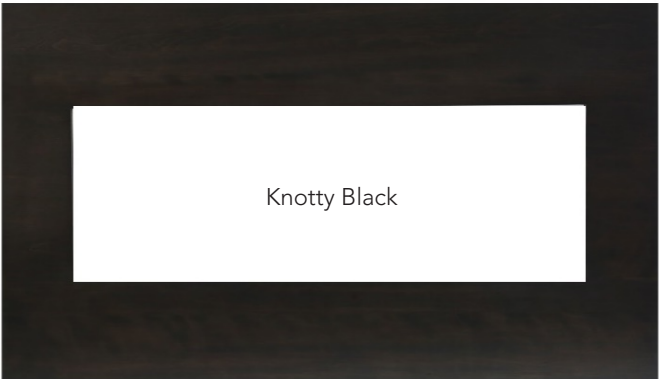

BI-40-XTRASLIM MANT-BMKB-XS40 Natural Birch

## TECH SPECIFICATIONS



FEATURES

- Four nature inspired colors to choose from
- Easy installation
- All models are rated for use in kitchens and bathrooms
- Not rated for outdoor use
- Touch up pen included
- Crafted from birch wood



PART NUMBER	DESCRIPTION	2026 MSRP
MAN-BMKB-XS40	Knotty Black Birch Wooden Mantel Surround for BI-40 Xtraslim	\$899.00
MAN-BMGB-XS40	Gray Bark Birch Wooden Mantel Surround for BI-40 Xtraslim	\$899.00
MAN-BMWB-XS40	White Birch Wooden Mantel Surround for BI-40 Xtraslim	\$899.00
MAN-BMNB-XS40	Natural Birch Wooden Mantel Surround for BI-40 Xtraslim	\$899.00




## FEATURES



- WiFi Connectivity – Control your fireplace remotely via our app, available on Google Play Store and Apple App Store.
- Adjustable Flame Speed – Three-speed flame motor for a personalized flame effect.
- Powerful Heating – 5000 BTU heat output for efficient warmth.
- Sleek, Vent-Free Design – No visible grills or venting for a modern, seamless look.
- Programmable Timer & Thermostat – Set and maintain your desired room temperature, or schedule automatic activation based on weather conditions.
- User-Friendly Touchpad – Easily adjust settings and monitor temperature directly from the fireplace.
- Customizable Flame Colors – Choose from a blend of yellow, orange, and red hues.
- Versatile Installation – Approved for both indoor and outdoor applications.\*
- Dynamic Canopy Lighting – 11 color settings, including 10 solid colors and a color-cycle mode.
- Two Flame Styles – Select between standard or traditional flame patterns.
- Patented Thermostatic Remote – Included for convenient temperature and feature control.

DECORATIVE MEDIA & ACCESSORIES

- Included Media – Clear decorative media, plus a remote.



\*Manufacturer guidelines regarding outdoor installation must be followed.  
Please refer to the owner's manual for additional information

PART NUMBER	DESCRIPTION	2026 MSRP
Step One	Choose Size (Includes a remote, Trim, Grate, Comes with Glass Media)	
BI-30-XTRASLIM	Panorama Xtraslim Full View Smart Electric - 30" Indoor /Outdoor WiFi Enabled Fire-place, featuring a MultiFunction Remote, Multi Speed Flame Motor, Glass Media & a Black Trim	\$1,499.00
BI-40-XTRASLIM	Panorama Xtraslim Full View Smart Electric - 40" Indoor /Outdoor WiFi Enabled Fire-place, featuring a MultiFunction Remote, Multi Speed Flame Motor, Glass Media & a Black Trim	\$1,899.00
BI-50-XTRASLIM	Panorama Xtraslim Full View Smart Electric - 50" Indoor /Outdoor WiFi Enabled Fire-place, featuring a MultiFunction Remote, Multi Speed Flame Motor, Glass Media & a Black Trim	Refer to Lumina
BI-60-XTRASLIM	Panorama Xtraslim Full View Smart Electric - 60" Indoor /Outdoor WiFi Enabled Fire-place, featuring a MultiFunction Remote, Multi Speed Flame Motor, Glass Media & a Black Trim	\$2,399.00
Step Two	Choose a Log Set (Optional)	
LOGSET-8PCE-XS	8 Piece Natural Wood log set (for use in electric fireplaces only)	\$169.00
DESIGN-MEDIA-OAK-14PCE-XS	OAK - 14 Piece Media Kit Includes: 14 small Oak logs, 2 colors of vermiculite	\$259.00
Step Three	Choose a Pan Outdoor Cover (Optional)	
PAN-COV-40	40" Stainless Steel Fireplace Outdoor Cover - Suitable for Panorama Xtraslim, Slim & Deep Series	\$339.00
PAN-COV-50	50" Stainless Steel Fireplace Outdoor Cover - Suitable for Panorama Xtraslim, Slim & Deep Series	\$449.00
PAN-COV-60	60" Stainless Steel Fireplace Outdoor Cover - Suitable for Panorama Xtraslim, Slim & Deep Series	\$559.00
Step Four	Choose a Surround (Optional, Fits only BI-40-Xtraslim)	
MAN-BMKB-XS40	Knotty Black Birch Wooden Mantel Surround for BI-40 Xtraslim	\$899.00
MAN-BMGB-XS40	Gray Bark Birch Wooden Mantel Surround for BI-40 Xtraslim	\$899.00
MAN-BMWB-XS40	White Birch Wooden Mantel Surround for BI-40 Xtraslim	\$899.00
MAN-BMNB-XS40	Natural Birch Wooden Mantel Surround for BI-40 Xtraslim	\$899.00



## FEATURES



- WiFi Connectivity – Control your fireplace remotely via our app, available on Google Play Store and Apple App Store.
- Adjustable Flame Speed – Three-speed flame motor for a personalized flame effect.
- Powerful Heating – 5000 BTU heat output for efficient warmth.
- Sleek, Vent-Free Design – No visible grills or venting for a modern, seamless look.
- Programmable Timer & Thermostat – Set and maintain your desired room temperature, or schedule automatic activation based on weather conditions.
- User-Friendly Touchpad – Easily adjust settings and monitor temperature directly from the fireplace.
- Customizable Flame Colors – Choose from a blend of yellow, orange, and red hues.
- Versatile Installation – Approved for both indoor and outdoor applications.\*
- Dynamic Canopy Lighting – 11 color settings, including 10 solid colors and a color-cycle mode.
- Two Flame Styles – Select between standard or traditional flame patterns.
- Patented Thermostatic Remote – Included for convenient temperature and feature control.



## DECORATIVE MEDIA & ACCESSORIES

- Included Media – Clear decorative media, plus a remote.



\*Manufacturer guidelines regarding outdoor installation must be followed.  
Please refer to the owner's manual for additional information

PART NUMBER	DESCRIPTION	2026 MSRP
<b>Step One</b>		
	Choose Size (Includes remote, grate, glass media, and complementary glowing logs – 6 pieces)	
BI-30-XTRASLIM-LUMINA	Panorama Xtraslim Lumina - 30" Indoor /Outdoor Built In Full View Smart Electric Fireplace, WiFi Enabled, Programable Remote Control, Multi Flame Speeds, Comes with Glass, Oak Logs, Glowing Log Media and a Black Trim	Coming Soon
BI-40-XTRASLIM-LUMINA	Panorama Xtraslim Lumina - 40" Indoor /Outdoor Built In Full View Smart Electric Fireplace, WiFi Enabled, Programable Remote Control, Multi Flame Speeds, Comes with Glass, Oak Logs, Glowing Log Media and a Black Trim	Coming Soon
BI-50-XTRASLIM-LUMINA	Panorama Xtraslim Lumina - 50" Indoor /Outdoor Built In Full View Smart Electric Fireplace, WiFi Enabled, Programable Remote Control, Multi Flame Speeds, Comes with Glass, Oak Logs, Glowing Log Media and a Black Trim	\$2,239.00
BI-60-XTRASLIM-LUMINA	Panorama Xtraslim Lumina - 60" Indoor /Outdoor Built In Full View Smart Electric Fireplace, WiFi Enabled, Programable Remote Control, Multi Flame Speeds, Comes with Glass, Oak Logs, Glowing Log Media and a Black Trim	Coming Soon
<b>Step Two</b>		
	Choose a Log Set (Optional)	
LOGSET-8PCE-XS	8 Piece Natural Wood log set (for use in electric fireplaces only)	\$169.00
DESIGN-MEDIA-OAK-14PCE-XS	OAK - 14 Piece Media Kit Includes: 14 small Oak logs, 2 colors of vermiculite	\$259.00
<b>Step Three</b>		
	Choose a Pan Outdoor Cover (Optional)	
PAN-COV-40	40" Stainless Steel Fireplace Outdoor Cover - Suitable for Panorama Xtraslim, Slim & Deep Series	\$339.00
PAN-COV-50	50" Stainless Steel Fireplace Outdoor Cover - Suitable for Panorama Xtraslim, Slim & Deep Series	\$449.00
PAN-COV-60	60" Stainless Steel Fireplace Outdoor Cover - Suitable for Panorama Xtraslim, Slim & Deep Series	\$559.00
<b>Step Four</b>		
	Choose a Surround (Optional, Fits only BI-40-Xtraslim)	
MAN-BMKB-XS40	Knotty Black Birch Wooden Mantel Surround for BI-40 Xtraslim	\$899.00
MAN-BMGB-XS40	Gray Bark Birch Wooden Mantel Surround for BI-40 Xtraslim	\$899.00
MAN-BMWB-XS40	White Birch Wooden Mantel Surround for BI-40 Xtraslim	\$899.00
MAN-BMNB-XS40	Natural Birch Wooden Mantel Surround for BI-40 Xtraslim	\$899.00



BI-72-SLIM OD Clear Glass Media

## FEATURES

- Two flame pattern styles – standard and more traditional
- New patented thermostatic remote comes included
- Three speed flame motor
- 6 ¾" depth. Heat output 5000 BTU
- No unsightly venting and grills seen. A true clean and vent free look
- Programmable timer & thermostat allows you to decide the temperature of the room. Set your fireplace to turn on before you arrive home or have it automatically turn on when the weather is cold.
- Touch pad for convenient control of the features and temperature display from the fireplace.
- Choose from combinations of yellow, orange and red colored flames
- Approved for indoor or outdoor applications.\*
- Choose from 11 color settings of canopy lighting (10 colors and a cycle thru setting) WiFi Compatible to connect and control the fireplace from your smartphone with the use of our app. Available on the Google Play Store and Apple App Store




\*Manufacturer guidelines regarding outdoor installation must be followed. Please refer to the owner's manual for additional information

## FLAME PRESENTATION



**Yellow Flame**



**Orange Flame**



**Red Flame**

# PANORAMA SERIES | SLIM SMART



## DECORATIVE MEDIA & ACCESSORIES

- Included Media – Clear decorative media and ICE media set



PART NUMBER	DESCRIPTION	2026 MSRP
Step One	Choose Size (Includes a remote, Trim, Grate, Comes with Glass Media)	
BI-40-SLIM-OD	Panorama Slim Full View Smart Electric - 40" Indoor /Outdoor WiFi Enabled Fireplace, featuring a MultiFunction Remote, Multi Speed Flame Motor, Glass Media & a Black Trim	Refer to Lumina
BI-50-SLIM-OD	Panorama Slim Full View Smart Electric - 50" Indoor /Outdoor WiFi Enabled Fireplace, featuring a MultiFunction Remote, Multi Speed Flame Motor, Glass Media & a Black Trim	\$2,499.00
BI-60-SLIM-OD	Panorama Slim Full View Smart Electric - 60" Indoor /Outdoor WiFi Enabled Fireplace, featuring a MultiFunction Remote, Multi Speed Flame Motor, Glass Media & a Black Trim	\$2,799.00
BI-72-SLIM-OD	Panorama Slim Full View Smart Electric - 72" Indoor /Outdoor WiFi Enabled Fireplace, featuring a MultiFunction Remote, Multi Speed Flame Motor, Glass Media & a Black Trim	\$3,199.00
BI-88-SLIM-OD	Panorama Slim Full View Smart Electric - 88" Indoor /Outdoor WiFi Enabled Fireplace, featuring a MultiFunction Remote, Multi Speed Flame Motor, Glass Media & a Black Trim	\$3,699.00
Step Two	Choose a Pan Outdoor Cover (Optional)	
PAN-COV-40	40" Stainless Steel Fireplace Outdoor Cover - Suitable for Panorama Xtraslim, Slim & Deep Series	\$339.00
PAN-COV-50	50" Stainless Steel Fireplace Outdoor Cover - Suitable for Panorama Xtraslim, Slim & Deep Series	\$449.00
PAN-COV-60	60" Stainless Steel Fireplace Outdoor Cover - Suitable for Panorama Xtraslim, Slim & Deep Series	\$559.00
PAN-COV-72	72" Stainless Steel Fireplace Outdoor Cover - Suitable for Panorama Xtraslim, Slim & Deep Series	\$679.00
PAN-COV-88	88" Stainless Steel Fireplace Outdoor Cover - Suitable for Panorama Xtraslim, Slim & Deep Series	\$789.00



BI-50-SLIM OD Clear Glass Media



BI-50-SLIM Lumina XS Oak Media

## FEATURES



- 2 Year Warranty
- WiFi compatible to connect and control the fireplace from your smartphone with the use of our app. Available on the Google play store and the Apple App Store.
- Programmable timer & thermostat allows you to decide the temperature of the room. Set the fireplace to turn on before you arrive home or have it automatically turn on when the weather is cold.
- Smart Room Temperature Control - 59°F - 82°F or 15°C - 28°C
- 1465W 5000 BTU, heats up to 500 Sq. Ft.
- 50000 hours lifetime LED light source
- Approved for Outdoor Installations\*
- Designed with front flow heating and hidden venting so that the unit can be recessed or semi flush mounted
- A clean reduced trim kit allows for a large viewing area with true lifelike flames that can not be rivaled.
- Adjustable flame brightness and speed that can be turned on separately.
- Adjustable ember bed colors that allow for the possibility of auto mixing thousands of colors.
- Most quiet and reliable components in the industry
- Patented thermostatic remote comes included
- Can be finished with a Trim or Trimless

## FLAME PRESENTATION



**Yellow Flame**



**Orange Flame**



**Red Flame**

DECORATIVE MEDIA & ACCESSORIES

Models come with Design Media Oak XS 12PCE, trim, 2 small bags of vermiculite, clear fireglass, remote and grate



PART NUMBER	DESCRIPTION	2026 MSRP
Step One	Choose Size (Includes a remote, Trim, Grate, Comes with Glass Media, MD 12PCE OAK)	
BI-40-SLIM-OD-LU-MINA	Panorama Slim Lumina - 40" Indoor /Outdoor Built In Full View Smart Electric Fireplace, WiFi Enabled, Programable Remote Control, Multi Flame Speeds, Comes with Glass, Oak Logs, Glowing Log Media and a Black Trim	\$2,199.00
BI-50-SLIM-OD-LU-MINA	Panorama Slim Lumina - 50" Indoor /Outdoor Built In Full View Smart Electric Fireplace, WiFi Enabled, Programable Remote Control, Multi Flame Speeds, Comes with Glass, Oak Logs, Glowing Log Media and a Black Trim	Coming Soon
BI-60-SLIM-OD-LU-MINA	Panorama Slim Lumina - 60" Indoor /Outdoor Built In Full View Smart Electric Fireplace, WiFi Enabled, Programable Remote Control, Multi Flame Speeds, Comes with Glass, Oak Logs, Glowing Log Media and a Black Trim	Coming Soon
BI-72-SLIM-OD-LU-MINA	Panorama Slim Lumina - 72" Indoor /Outdoor Built In Full View Smart Electric Fireplace, WiFi Enabled, Programable Remote Control, Multi Flame Speeds, Comes with Glass, Oak Logs, Glowing Log Media and a Black Trim	Coming Soon
BI-88-SLIM-OD-LU-MINA	Panorama Slim Lumina - 88" Indoor /Outdoor Built In Full View Smart Electric Fireplace, WiFi Enabled, Programable Remote Control, Multi Flame Speeds, Comes with Glass, Oak Logs, Glowing Log Media and a Black Trim	Coming Soon
Step Two	Choose a Pan Outdoor Cover (Optional)	
PAN-COV-40	40" Stainless Steel Fireplace Outdoor Cover - Suitable for Panorama Xtraslim, Slim & Deep Series	\$339.00
PAN-COV-50	50" Stainless Steel Fireplace Outdoor Cover - Suitable for Panorama Xtraslim, Slim & Deep Series	\$449.00
PAN-COV-60	60" Stainless Steel Fireplace Outdoor Cover - Suitable for Panorama Xtraslim, Slim & Deep Series	\$559.00
PAN-COV-72	72" Stainless Steel Fireplace Outdoor Cover - Suitable for Panorama Xtraslim, Slim & Deep Series	\$679.00
PAN-COV-88	88" Stainless Steel Fireplace Outdoor Cover - Suitable for Panorama Xtraslim, Slim & Deep Series	\$789.00



## FEATURES



- New patented thermostatic remote comes included
- Three speed flame motor
- 12" depth. Heat output 5000 BTU
- No unsightly venting and grills seen. A true clean and vent free look
- Programmable timer & thermostat allows you to decide the temperature of the room. Set your fireplace to turn on before you arrive home or have it automatically turn on when the weather is cold.
- Touch pad for convenient control of the features and temperature display from the fireplace.
- Choose from combinations of yellow, orange and red colored flames
- Approved for indoor or outdoor applications.\*
- Choose from 11 color settings of canopy lighting (10 colors and a cycle thru setting)
- Two flame pattern styles – standard and more traditional
- WiFi Compatible to connect and control the fireplace from your smartphone with the use of our app. Available on the Google Play Store and Apple App Store



BI-60-DEEP OD14PCE RUSTIC

## DECORATIVE MEDIA & ACCESSORIES

- Included Media – 10 piece Oak log set and optional black steel surround, plus a remote.



\*Manufacturer guidelines regarding outdoor installation must be followed. Please refer to the owner's manual for additional information

PART NUMBER	DESCRIPTION	2026 MSRP
Step One	Choose Size (Includes a remote, Trim, Grate, 10 piece Oak log set )	
BI-40-DEEP-OD	Panorama Deep Full View Smart Electric - 40" Indoor /Outdoor WiFi Enabled Fireplace, featuring a MultiFunction Remote, Multi Speed Flame Motor, Glass Media & a Black Trim	Refer to Lumina
BI-50-DEEP-OD	Panorama Deep Full View Smart Electric - 50" Indoor /Outdoor WiFi Enabled Fireplace, featuring a MultiFunction Remote, Multi Speed Flame Motor, Glass Media & a Black Trim	\$3,699.00
BI-60-DEEP-OD	Panorama Deep Full View Smart Electric - 60" Indoor /Outdoor WiFi Enabled Fireplace, featuring a MultiFunction Remote, Multi Speed Flame Motor, Glass Media & a Black Trim	\$4,099.00
BI-72-DEEP-OD	Panorama Deep Full View Smart Electric - 72" Indoor /Outdoor WiFi Enabled Fireplace, featuring a MultiFunction Remote, Multi Speed Flame Motor, Glass Media & a Black Trim	\$4,499.00
BI-88-DEEP-OD	Panorama Deep Full View Smart Electric - 88" Indoor /Outdoor WiFi Enabled Fireplace, featuring a MultiFunction Remote, Multi Speed Flame Motor, Glass Media & a Black Trim	\$4,999.00
Step Two	Choose a Pan Outdoor Cover (Optional)	
PAN-COV-40	40" Stainless Steel Fireplace Outdoor Cover - Suitable for Panorama Xtraslim, Slim & Deep Series	\$339.00
PAN-COV-50	50" Stainless Steel Fireplace Outdoor Cover - Suitable for Panorama Xtraslim, Slim & Deep Series	\$449.00
PAN-COV-60	60" Stainless Steel Fireplace Outdoor Cover - Suitable for Panorama Xtraslim, Slim & Deep Series	\$559.00
PAN-COV-72	72" Stainless Steel Fireplace Outdoor Cover - Suitable for Panorama Xtraslim, Slim & Deep Series	\$679.00
PAN-COV-88	88" Stainless Steel Fireplace Outdoor Cover - Suitable for Panorama Xtraslim, Slim & Deep Series	\$789.00



BI-88-DEEP-OD 16PCE SPLIT

## FEATURES




- Smart WiFi Control – Operate your fireplace remotely via our app, available on Google Play Store and Apple App Store.
- Three-Speed Flame Motor – Adjust flame speed for a customized ambiance.
- Compact & Powerful – 12" depth with 5000 BTU heat output.
- Sleek, Vent-Free Design – No visible grills or venting for a clean, modern look.
- Programmable Timer & Thermostat – Set your ideal room temperature or schedule automatic activation based on weather conditions.
- Intuitive Touchpad Control – Easily adjust settings and monitor temperature directly from the fireplace.
- Customizable Flames – Mix and match yellow, orange, and red flame colors.
- Indoor & Outdoor Use – Approved for both indoor and outdoor installations.\*
- Vibrant Canopy Lighting – 11 lighting options, including 10 solid colors and a color-cycle mode.
- Two Distinct Flame Styles – Choose between a standard or traditional flame pattern.
- Patented Thermostatic Remote – Included for effortless temperature and feature control.



BI-40-DEEP OD14PCE RUSTIC

## DECORATIVE MEDIA & ACCESSORIES

- Included Media – 14 piece Oak log set and optional black steel surround, plus a remote.



\*Manufacturer guidelines regarding outdoor installation must be followed. Please refer to the owner's manual for additional information

PART NUMBER	DESCRIPTION	2026 MSRP
<b>Step One</b> Choose Size (Includes a remote, Trim, Comes 14 piece Oak log set , Clear Glass)		
BI-40-DEEP-OD-LU-MINA	Panorama Deep Lumina - 40" Indoor /Outdoor Built In Full View Smart Electric Fireplace, WiFi Enabled, Programable Remote Control, Multi Flame Speeds, Comes with Glass, Oak Logs, Glowing Log Media, and Black Trim	\$3,199.00
BI-50-DEEP-OD-LU-MINA	Panorama Deep Lumina - 50" Indoor /Outdoor Built In Full View Smart Electric Fireplace, WiFi Enabled, Programable Remote Control, Multi Flame Speeds, Comes with Glass, Oak Logs, Glowing Log Media, and Black Trim	Coming Soon
BI-60-DEEP-OD-LU-MINA	Panorama Deep Lumina - 60" Indoor /Outdoor Built In Full View Smart Electric Fireplace, WiFi Enabled, Programable Remote Control, Multi Flame Speeds, Comes with Glass, Oak Logs, Glowing Log Media, and Black Trim	Coming Soon
BI-72-DEEP-OD-LU-MINA	Panorama Deep Lumina - 72" Indoor /Outdoor Built In Full View Smart Electric Fireplace, WiFi Enabled, Programable Remote Control, Multi Flame Speeds, Comes with Glass, Oak Logs, Glowing Log Media, and Black Trim	Coming Soon
BI-88-DEEP-OD-LU-MINA	Panorama Deep Lumina - 88" Indoor /Outdoor Built In Full View Smart Electric Fireplace, WiFi Enabled, Programable Remote Control, Multi Flame Speeds, Comes with Glass, Oak Logs, Glowing Log Media, and Black Trim	Coming Soon
<b>Step Two</b> Choose a Pan Outdoor Cover (Optional)		
PAN-COV-40	40" Stainless Steel Fireplace Outdoor Cover - Suitable for Panorama Xtraslim, Slim & Deep Series	\$339.00
PAN-COV-50	50" Stainless Steel Fireplace Outdoor Cover - Suitable for Panorama Xtraslim, Slim & Deep Series	\$449.00
PAN-COV-60	60" Stainless Steel Fireplace Outdoor Cover - Suitable for Panorama Xtraslim, Slim & Deep Series	\$559.00
PAN-COV-72	72" Stainless Steel Fireplace Outdoor Cover - Suitable for Panorama Xtraslim, Slim & Deep Series	\$679.00
PAN-COV-88	88" Stainless Steel Fireplace Outdoor Cover - Suitable for Panorama Xtraslim, Slim & Deep Series	\$789.00



BI-72-DEEP-XT18PCE Oak

## FEATURES



- WiFi Compatible to connect and control the fireplace from your smartphone with the use of our app. Available on the Google Play Store and Apple App Store
- Three speed flame motor
- 12" depth. Heat output 5000 BTU
- No unsightly venting and grills seen. A true clean and vent free look
- Programmable timer & thermostat allows you to decide the temperature of the room. Set your fireplace to turn on before you arrive home or have it automatically turn on when the weather is cold.
- Touch pad for convenient control of the features and temperature display from the fireplace.
- Choose from combinations of yellow, orange and red colored flames
- Approved for indoor or outdoor applications.\*
- Choose from 11 color settings of canopy lighting (10 colors and a cycle thru setting)
- Two flame pattern styles – standard and more traditional
- New patented thermostatic remote comes included



BI-60-DEEP-XT 109ICE MEDIA


# PANORAMA SERIES | DEEP XTRA TALL SMART




## DECORATIVE MEDIA & ACCESSORIES

Models include a remote, a grate, and glass media. Log sets are sold separately.


MEDIA OPTIONS:




DESIGN-MEDIA-BIRCH-15PCE




DESIGN-MEDIA-DRIFT-15PCE




DESIGN-MEDIA-RUSTIC-14PCE




DESIGN-MEDIA-OAK-18PCE





DESIGN-MEDIA-SPLIT-LOG-16PCE



ICE-MEDIA-FI-109-DIAMOND







\*Manufacturer guidelines regarding outdoor installation must be followed. Please refer to the owner's manual for additional information

PART NUMBER	DESCRIPTION	2026 MSRP
Step One Choose Size (Includes a remote, Trim, Glass Media)		
BI-40-DEEP-XT	Panorama Deep & Xtra Tall Full View Smart Electric - 40" Indoor /Outdoor WiFi Enabled Fireplace, featuring a MultiFunction Remote, Multi Speed Flame Motor, Glass Media & a Black Trim. Optional media kits available (sold separately)	\$2,899.00
BI-50-DEEP-XT	Panorama Deep & Xtra Tall Full View Smart Electric - 50" Indoor /Outdoor WiFi Enabled Fireplace, featuring a MultiFunction Remote, Multi Speed Flame Motor, Glass Media & a Black Trim. Optional media kits available (sold separately)	Refer to Lumina
BI-60-DEEP-XT	Panorama Deep & Xtra Tall Full View Smart Electric - 60" Indoor /Outdoor WiFi Enabled Fireplace, featuring a MultiFunction Remote, Multi Speed Flame Motor, Glass Media & a Black Trim. Optional media kits available (sold separately)	Refer to Lumina
BI-72-DEEP-XT	Panorama Deep & Xtra Tall Full View Smart Electric - 72" Indoor /Outdoor WiFi Enabled Fireplace, featuring a MultiFunction Remote, Multi Speed Flame Motor, Glass Media & a Black Trim. Optional media kits available (sold separately)	\$4,299.00
BI-88-DEEP-XT	Panorama Deep & Xtra Tall Full View Smart Electric - 88" Indoor /Outdoor WiFi Enabled Fireplace, featuring a MultiFunction Remote, Multi Speed Flame Motor, Glass Media & a Black Trim. Optional media kits available (sold separately)	\$4,799.00
Step Two Choose a Media (Recommended)		
Fi-109-Diamond	Ice Media Kit Includes: 3 large glass rocks, 95 clear diamond media, 10 blue diamond media and a package of clear acrylic media	\$279.00
DESIGN-MEDIA-OAK-12PCE-LG	OAK - 12 Piece Media Kit Includes: 12 large Oak logs, 2 colors of vermiculite	\$449.00
DESIGN-MEDIA-15PCE	DRIFTWOOD - 15 Piece Deluxe Media Kit Includes: 15 logs, stones, pebbles & embers	\$789.00
DESIGN-MEDIA-BIRCH-15PCE	BIRCH - 15 Piece Deluxe Media Kit Includes: 15 logs, stones, pebbles & embers	\$789.00
DESIGN-MEDIA-14PCE	RUSTIC - 14 Piece Deluxe Media Kit Includes: 14 logs, stones, pebbles & embers	\$789.00
DESIGN-MEDIA-SPLIT-LOG-16PCE	SPLIT LOG - 16 Piece Deluxe Media Kit Includes: 16 logs, stones, pebbles & embers	\$899.00
DESIGN-MEDIA-OAK-18PCE	OAK - 18 Piece Deluxe Media Kit Includes: 18 logs, stones, pebbles & embers	\$899.00
DESIGN-MEDIA-TIM-BERLUX-19PCE <span style="color: red;">*New</span>	TIMBERLUX – 19 Piece Real Wood Media Kit Includes: 19 Pieces Real Wood Logs, Pinecones, Bark and Wood Chips	\$749.00



## TECH SPECIFICATIONS



- Smart WiFi Connectivity – Control your fireplace seamlessly from your smartphone via our dedicated app, available on both the Google Play Store and Apple App Store.
- Enhanced Flame Motor – Three-speed flame motor for a customizable and dynamic flame experience.
- Sleek & Space-Saving Design – Compact 12" depth with a powerful 5000 BTU heat output.
- Vent-Free Aesthetic – Enjoy a true clean-face look with no unsightly venting or grills.
- Advanced Programmable Features – Set your ideal room temperature with a built-in thermostat & timer. Schedule your fireplace to turn on before you arrive or activate automatically when temperatures drop.
- Intuitive Touchpad Control – Easily adjust features and view the temperature display directly from the fireplace.
- Customizable Flame Colors – Mix and match shades of yellow, orange, and red to create your perfect ambiance.
- Indoor & Outdoor Versatility – Designed for both indoor and outdoor installations.\*
- Vibrant Canopy Lighting – Choose from 11 lighting options, including 10 static colors and a mesmerizing color-cycle mode.
- Two Unique Flame Styles – Switch between a contemporary flame pattern and a traditional style for a classic look.
- Patented Thermostatic Remote – Included for effortless temperature control and enhanced convenience.








BI-60-DEEP-XT-LUMINA-14PCE-RUSTIC




# PANORAMA SERIES | DEEP XTRA TALL LUMINA <sup>\*New</sup>



## DECORATIVE MEDIA & ACCESSORIES

MEDIA OPTIONS:

DESIGN-MEDIA-BIRCH-15PCE

DESIGN-MEDIA-DRIFT-15PCE

DESIGN-MEDIA-RUSTIC-14PCE

DESIGN-MEDIA-OAK-18PCE

DESIGN-MEDIA-SPLIT-LOG-16PCE

ICE-MEDIA-FI-109-DIAMOND

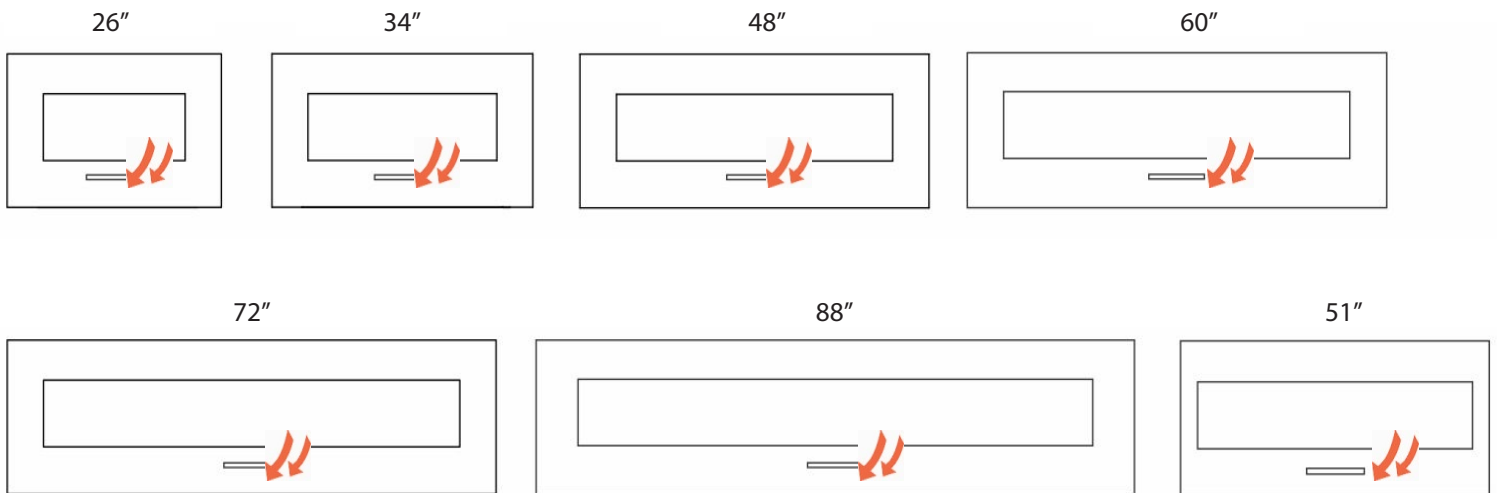
\*Manufacturer guidelines regarding outdoor installation must be followed. Please refer to the owner's manual for additional information

PART NUMBER	DESCRIPTION	2026 MSRP
<div>Step One</div> <div>Choose Size (Includes remote, grate, glass media, Trim, and complementary glowing logs – 6 pieces)</div>		
BI-40-DEEP-XT-LUMINA	Panorama Deep and Extra Tall Lumina - 40" Indoor /Outdoor Built In Full View Smart Electric Fireplace, WiFi Enabled, Programable Remote Control, Multi Flame Speeds, Comes with Glass, Glowing Log Media, and a Black Trim. Optional media kits available (sold separately)	Coming Soon
BI-50-DEEP-XT-LUMINA	Panorama Deep and Extra Tall Lumina - 50" Indoor /Outdoor Built In Full View Smart Electric Fireplace, WiFi Enabled, Programable Remote Control, Multi Flame Speeds, Comes with Glass, Glowing Log Media, and a Black Trim. Optional media kits available (sold separately)	\$3,499.00
BI-60-DEEP-XT-LUMINA	Panorama Deep and Extra Tall Lumina - 60" Indoor /Outdoor Built In Full View Smart Electric Fireplace, WiFi Enabled, Programable Remote Control, Multi Flame Speeds, Comes with Glass, Glowing Log Media, and a Black Trim. Optional media kits available (sold separately)	\$3,899.00
BI-72-DEEP-XT-LUMINA	Panorama Deep and Extra Tall Lumina - 72" Indoor /Outdoor Built In Full View Smart Electric Fireplace, WiFi Enabled, Programable Remote Control, Multi Flame Speeds, Comes with Glass, Glowing Log Media, and a Black Trim. Optional media kits available (sold separately)	Coming Soon
BI-88-DEEP-XT-LUMINA	Panorama Deep and Extra Tall Lumina - 88" Indoor /Outdoor Built In Full View Smart Electric Fireplace, WiFi Enabled, Programable Remote Control, Multi Flame Speeds, Comes with Glass, Glowing Log Media, and a Black Trim. Optional media kits available (sold separately)	Coming Soon
<div>Step Two</div> <div>Choose a Media (Recommended)</div>		
Fi-109-Diamond	Ice Media Kit Includes: 3 large glass rocks, 95 clear diamond media, 10 blue diamond media and a package of clear acrylic media	\$279.00
DESIGN-MEDIA-OAK-12PCE-LG	OAK - 12 Piece Media Kit Includes: 12 large Oak logs, 2 colors of vermiculite	\$449.00
DESIGN-MEDIA-14PCE	RUSTIC - 14 Piece Deluxe Media Kit Includes: 14 logs, stones, pebbles & embers	\$789.00
DESIGN-MEDIA-15PCE	DRIFTWOOD - 15 Piece Deluxe Media Kit Includes: 15 logs, stones, pebbles & embers	\$789.00
DESIGN-MEDIA-BIRCH-15PCE	BIRCH - 15 Piece Deluxe Media Kit Includes: 15 logs, stones, pebbles & embers	\$789.00
DESIGN-MEDIA-SPLIT-LOG-16PCE	SPLIT LOG - 16 Piece Deluxe Media Kit Includes: 16 logs, stones, pebbles & embers	\$899.00
DESIGN-MEDIA-OAK-18PCE	OAK - 18 Piece Deluxe Media Kit Includes: 18 logs, stones, pebbles & embers	\$899.00
DESIGN-MEDIA-TIMBER-LUX-19PCE <sup>*New</sup>	TIMBERLUX – 19 Piece Real Wood Media Kit Includes: 15 Pieces Real Wood Logs, Pinecones, Bark and Wood Chips (Pre-order)	\$749.00



WM-FM-34-4423-BG

## TECH SPECIFICATIONS



## FEATURES



- WiFi Compatible to connect and control the fireplace from your smartphone with the use of our app. Available on the Google Play Store and Apple App Store
- Three speed flame motor
- 5000 BTU
- No unsightly venting and grills seen. A true clean and vent free look
- Programmable timer & thermostat allows you to decide the temperature of the room. Set your fireplace to turn on before you arrive home or have it automatically turn on when the weather is cold.
- Touch pad for convenient control of the features and temperature display from the fireplace.
- Choose from combinations of yellow, orange and red colored flames
- Approved for indoor or outdoor applications. \*Overhang Recommended for outdoor applications
- Choose from 11 color settings of canopy lighting (10 colors and a cycle thru setting)
- Two flame pattern styles – standard and more traditional
- New patented thermostatic remote comes included

## DECORATIVE MEDIA & ACCESSORIES

- Included Media – 10PCE Birch with Remote

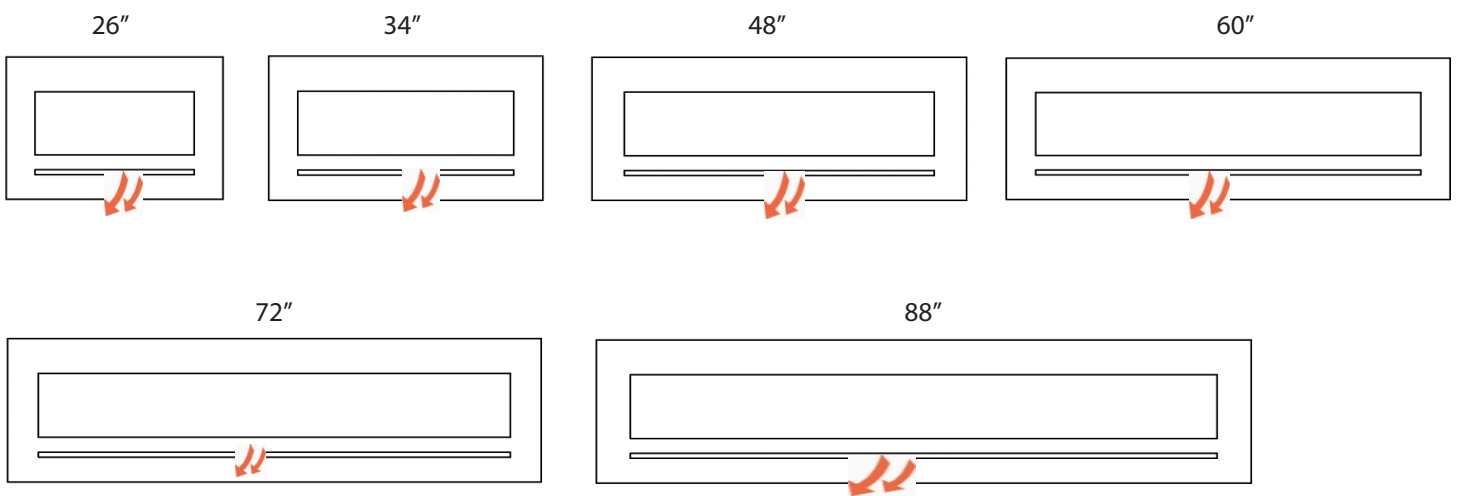


PART NUMBER	DESCRIPTION	2026 MSRP
WM-FM-26-3623-BG	Wall Mount/ Flush Mount Smart Electric 26" Indoor / Outdoor WiFi Enabled Fireplace, Featuring a MultiFunction Remote Control , Multi Speed Flame Motor	\$1,679.00
WM-FM-34-4423-BG	Wall Mount/ Flush Mount Smart Electric 34" Indoor / Outdoor WiFi Enabled Fireplace , Featuring a MultiFunction Remote Control , Multi Speed Flame Motor	\$2,129.00
WM-FM-48-5823-BG	Wall Mount/ Flush Mount Smart Electric 48" Indoor / Outdoor WiFi Enabled Fireplace , Featuring a MultiFunction Remote Control , Multi Speed Flame Motor	Refer to Evolution
WM-FM-50-BG-3	Wall Mount/ Flush Mount Smart Electric 50" Indoor / Outdoor WiFi Enabled Fireplace , Featuring a MultiFunction Remote Control , Multi Speed Flame Motor	\$2,469.00
WM-FM-60-7023-BG	Wall Mount/ Flush Mount Smart Electric 60" Indoor / Outdoor WiFi Enabled Fireplace , Featuring a MultiFunction Remote Control , Multi Speed Flame Motor	\$3,139.00
WM-FM-72-8123-BG	Wall Mount/ Flush Mount Smart Electric 72" Indoor / Outdoor WiFi Enabled Fireplace , Featuring a MultiFunction Remote Control , Multi Speed Flame Motor	Refer to Evolution
WM-FM-88-10023-BG	Wall Mount/ Flush Mount Smart Electric 88" Indoor / Outdoor WiFi Enabled Fireplace , Featuring a MultiFunction Remote Control , Multi Speed Flame Motor	\$4,149.00



WM-FML-72-7823-STL Clear Media

## TECH SPECIFICATIONS



## FEATURES

- Can be built in flush or wall mounted with included brackets. Heat is emitted from a single slot in the face of the surround.
- FIRE & ICE ® Flame presentation - three light strips allow for yellow, orange, blue, violet and rose colored flames
- Stove bright charcoal metallic finished steel surround
- Touch pad with temperature display
- Latest LED light technology
- 13 colors of surround back-lighting
- Hard-wire ready
- Thermostat hard-wire ready
- Plug on left side
- Heat can operate without flame
- Single remote control for flame, surround back-lighting & heater included
- Can produce up to 5000 BTU of heat, enough to heat up to 500 sq feet

## DECORATIVE MEDIA & ACCESSORIES

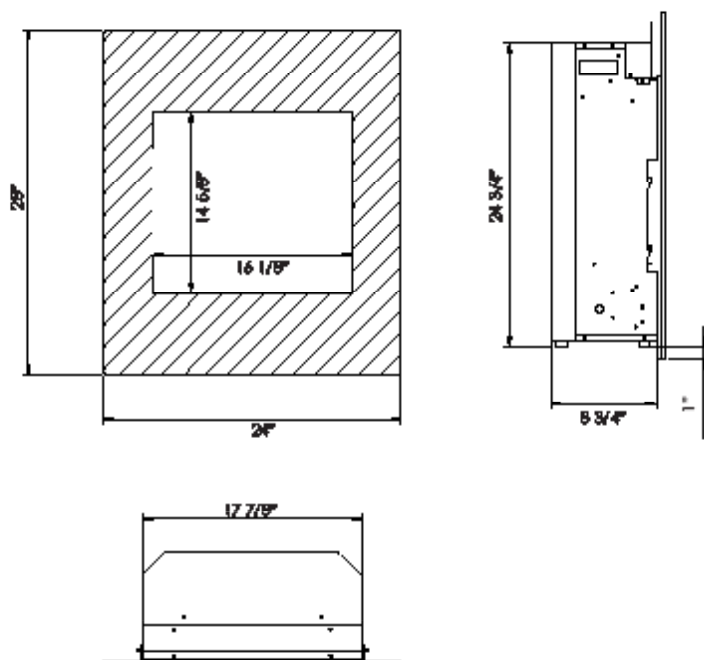
- Included Media – Remote and Clear decorative media




PART NUMBER	DESCRIPTION	2026 MSRP
WM-FML-26-3223-STL	Wall Mount / Flush Mount - 26" Electric Fireplace with a Steel Surround and Glass Media	\$1,569.00
WM-FML-34-4023-STL	Wall Mount / Flush Mount - 34" Electric Fireplace with a Steel Surround and Glass Media	\$1,909.00
WM-FML-48-5523-STL	Wall Mount / Flush Mount - 48" Electric Fireplace with a Steel Surround and Glass Media	\$2,239.00
WM-FML-60-6623-STL	Wall Mount / Flush Mount - 60" Electric Fireplace with a Steel Surround and Glass Media	Refer to Evolution
WM-FML-72-7823-STL	Wall Mount / Flush Mount - 72" Electric Fireplace with a Steel Surround and Glass Media	\$3,029.00
WM-FML-88-9623-STL	Wall Mount / Flush Mount - 88" Electric Fireplace with a Steel Surround and Glass Media	SOLD OUT



## TECH SPECIFICATIONS



Not all spaces can accommodate a full scale fireplace, and here is where the WM-BI-2428 VLR-BG literally and figuratively shines. This corner fireplace is all about complimenting your home's unique interior, be it rustic or contemporary, and rest assured this corner fireplace will punctuate your interior taste like a personal signature.

- FEATURES 
- 2-Year Warranty included for your peace of mind.
  - WiFi Compatible for seamless remote operation.
  - New Application for enhanced control and functionality.
  - New Oak Log-Set for a natural, authentic look.
  - New and Improved Flame Presentation for a stunning visual display.
  - 2 Installation Options: Built-in or mounted cross corner, allowing versatile placement.
  - Optional Black Glass Surround with a curved glass design available for purchase.
  - Enhanced Lighting: Improved uplights and downlights for a superior ambiance.
  - Thermostat and Hardwire Ready, offering advanced temperature control options.
  - Ideal for New Construction and Renovation Projects, designed to fit seamlessly into modern or traditional spaces.

- DECORATIVE MEDIA & ACCESSORIES
- Included Media – 12 piece Oak log set and optional black steel surround, plus a remote.



DESIGN-MEDIA-OAK-12PCE-MD

PART NUMBER	DESCRIPTION	2026 MSRP
WM-BI-2428-VLR-BG	Wall Mount or Built In Smart Electric, WiFi Enabled Fireplace, includes a Black Glass Surround, MultiFunction Remote Control and Multi Speed Flame Motor, and 7 Piece Oak Log Set and Sable Glass	\$1,909.00
2428-CURVEDGLS	Curved Glass for WM-BI-2428 VLR BG	\$229.00



WM-BI-2428-VLR-BG-LUMINA 109ICE MEDIA



WM-BI-2428-VLR-BG-LUMINA12PCE MD OAK



JAN.01.2026

Distributed By:

We reserve the right to update products, specifications and dimensions are subject to change. Please refer to the product manual to verify measurements and clearance requirements. All local building codes must be followed.

*Amantii*

Visit our online showrooms at:  
[www.amantii.com](http://www.amantii.com)